



豪力輝工業股份有限公司  
HOLD WELL INDUSTRIAL CO., LTD.



Driven & Static  
Driven & Static  
Tool Holder

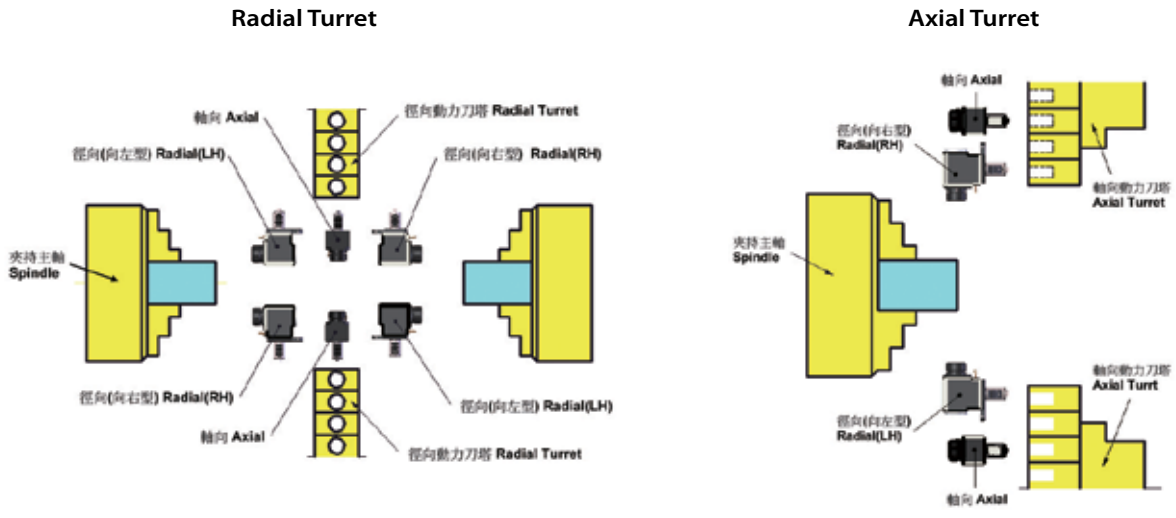


ISO 9001:2008  
ID 9105040234

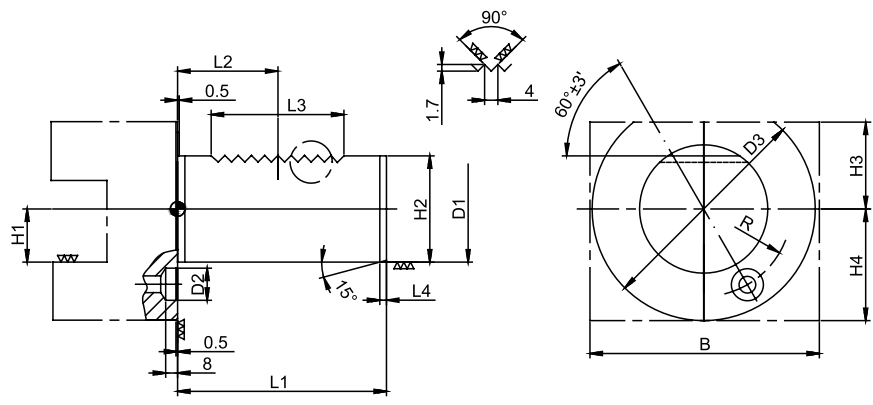
車銑複合機刀座  
Tool Holder for CNC Lathes



## 1. Application 刀塔與刀座應用



## 2. Driven Tool Holder is produced in accordance with DIN69880 接合面依據 DIN69880



Unit : mm

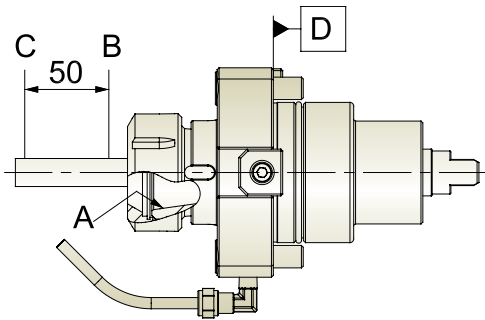
D1 h6	D2	D3	H1 max	H2 ±0.05	H3 min	R ±0.02	L1 max	L2 ±0.05	L3 max	L4 max
20	10	50	16	18	25	18	40	21.7	24	2
25	10	58	16	23.5	25	21	48	21.7	24	2
30	14	68	20	27	28	25	55	29.7	40	2
40	14	83	25	36	32.5	32	63	29.7	40	3
50	16	98	32	45	35	37	78	35.7	48	3
60	16	123	32	55	42.5	48	94	43.7	56	4



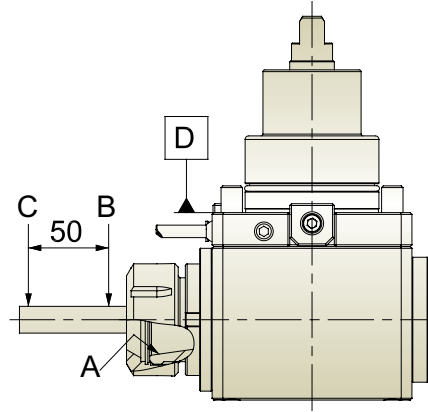
## 3. Accuracy 精度

- Cavity at Bore (A) : 0.003mm
- Test Bar at Face (B) : 0.01mm
- Test Bar at 50 mm (C) : 0.02mm
- Test Bar 50 mm for D's Parallelism: 0.01mm
- 內孔A處之偏擺度: 0.003mm
- 測試棒B處之偏擺度: 0.01mm
- 測試棒C處之偏擺度: 0.02mm
- 測試棒50mm對D面之平行度: 0.01mm

### Axial Tool Holder 軸向刀座



### Radial Tool Holder 徑向刀座



## 4. Instruction Manual for VDI Driven Tool Holder (Internal Coolant)

### 動力刀座使用說明 (中心出水型)

#### ※ Cautions 注意事項：

- Driven Tool Holders with internal coolant through the spindle should never run without coolant. The coolant should flow through the tool before running. Running in dry condition damages the internal seals and cause overheatment.
- The coolant should flow under 5 micron filter device.
- Max. permissible RPM should not run over 5 minutes.
- Never supply the coolant above max. permissible water pressure
- Please use the through-coolant toolings, coolant collet or coolant nut.
- Please switch off the external coolant system if only internal coolant function is need.
- Any hit with hammers and similar items on the surface is seriously forbidden.
- 運轉前需先供水，不可在沒有開啓冷卻液的情況下使用。
- 冷卻液需有5 micron以下的過濾裝置。
- 使用最大轉速時間需小於5分鐘。
- 不可超過刀座最大容許水壓。
- 使用刀具為有中心出水刀具，且需搭配止水筒夾及止水螺帽使用。
- 只需要中心出水時可將外部噴水關閉。
- 禁用鐵鎚等工件物敲擊外部。

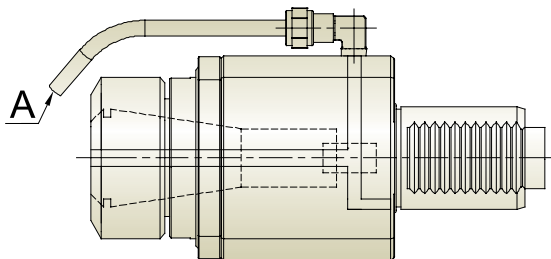


Fig.1

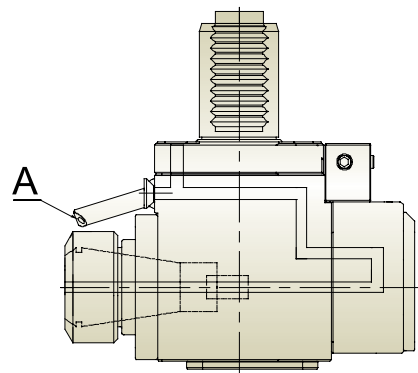


Fig.2

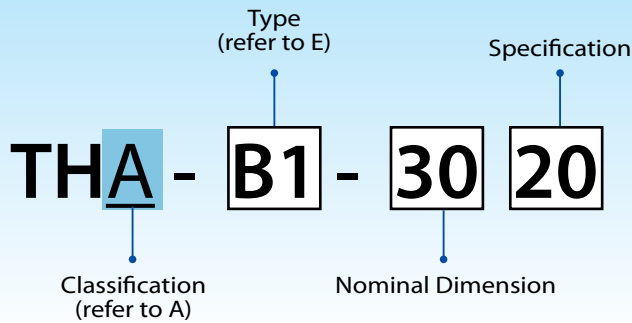
#### ※ Recommendations 建議事項：

- In initial Start-up, please run the holder properly without any toolings for one hour to reduce the internal friction. Max. RPM in the first operation hour should not exceed 70 % of the Max. permissible RPM.
- 首次使用可以最大轉速的70%無負載旋轉1小時，已達到磨合效果。

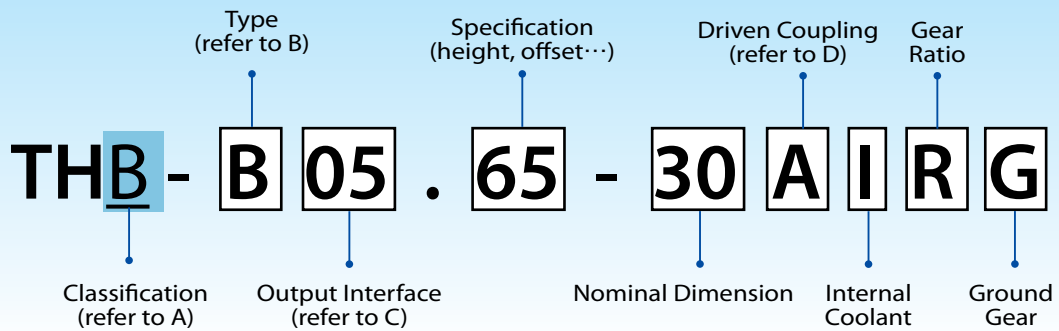


## 5. Code Standard

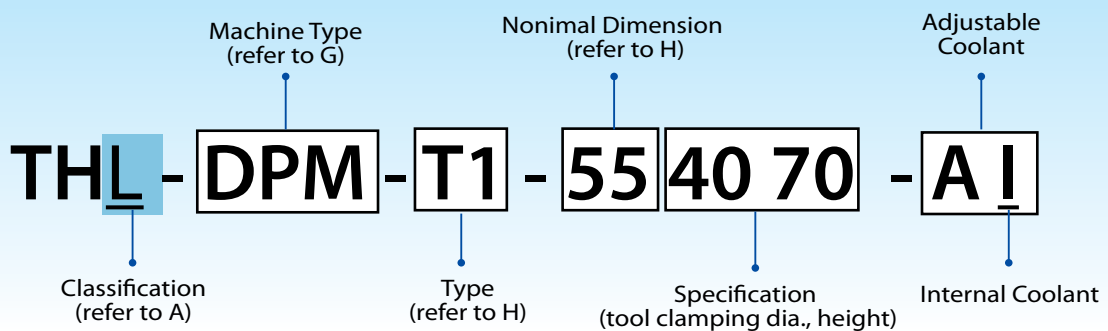
### ※ VDI Static Tool Holder



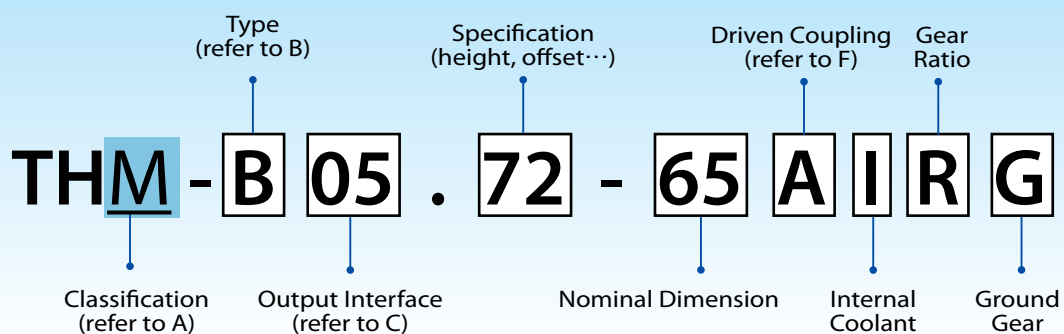
### ※ VDI Driven Tool Holder



### ※ BMT Static Tool Holder



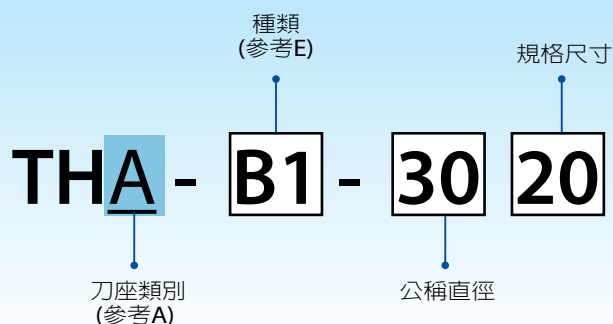
### ※ BMT Driven Tool Holder



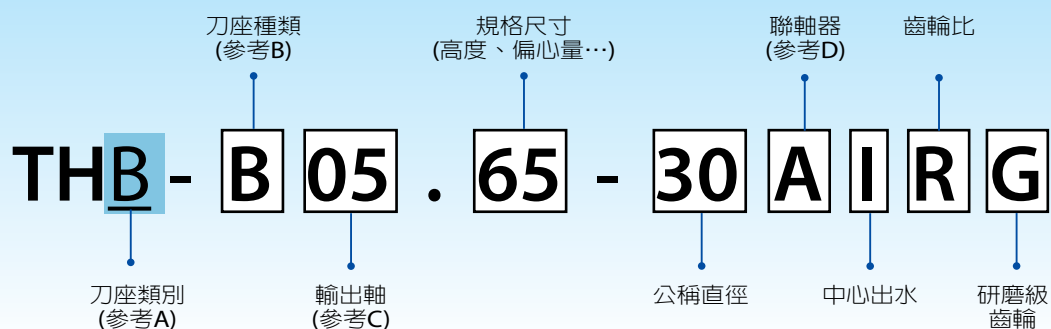


## 5. 編碼原則

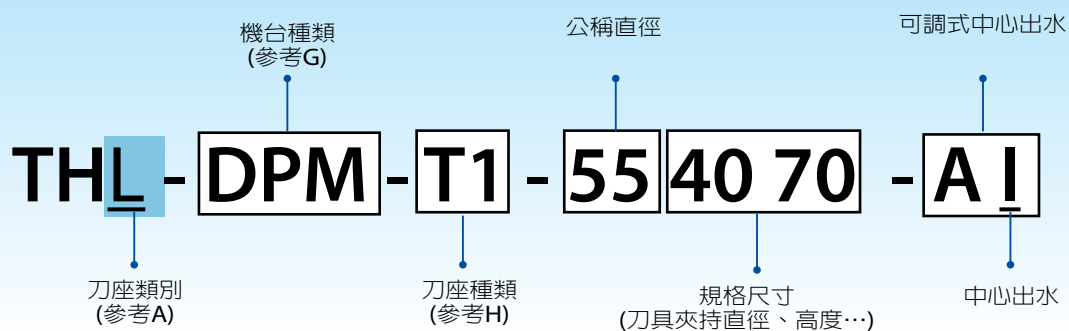
### ※ VDI 固定刀座



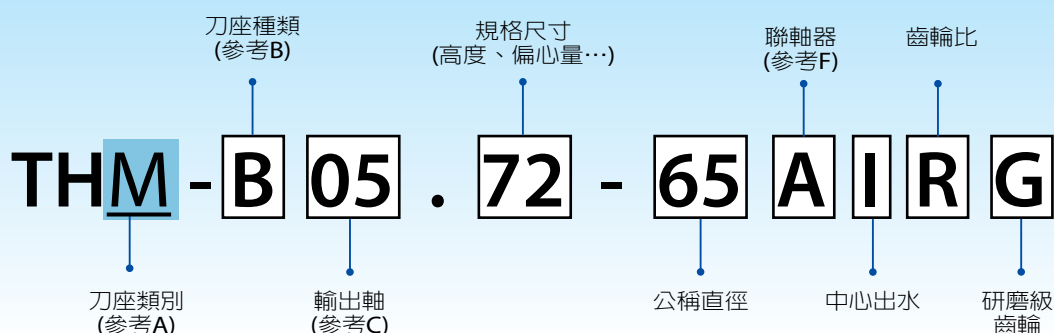
### ※ VDI 動力刀座



### ※ BMT 固定刀座



### ※ BMT 動力刀座



# Driven & Static Tool Holder



## A. Classification of Tool Holder

A	VDI Static Tool Holder	L	BMT Static Tool Holder
B	VDI Driven Tool Holder	M	BMT Driven Tool Holder

## B. Type of Driven Tool Holder

A	Axial Tool Holder	D	Radial Offset Tool Holder	J	Side Mill
B	Radial Tool Holder	E	B Axial Swivel Tool Holder	R	Axial Swivel Gear Hobber Tool Holder
C	Axial Offset Tool Holder	H	Radial Double Head Tool Holder	T	Radial Swivel Gear Hobber Tool Holder

## C. Output Interface

01	ER11	10	Female Thread ER20	24	Face Milling FMB22
02	ER16	11	Female Thread ER25	25	Face Milling FMB27
03	ER20	12	Female Thread ER32	26	Face Milling FMB32
04	ER25	13	Female Thread ER40	29	Side Cutter SCA27
05	ER32	14	Female Thread ER50	36	HSK25
06	ER40	15	ER Tapping TER20	37	HSK32
07	ER50	16	ER Tapping TER32	38	HSK40
08	Female Thread ER11	22	Face Milling FMA25.4	39	HSK50
09	Female Thread ER16	23	Face Milling FMA31.75	40	HSK63

## D. VDI Driven Coupling

A	DIN 1809	D	MT ( Baruffaldi )	G	HAAS 130
B	DIN 5480	E	HAAS 104	H	Hyundai Kia
C	DIN 5482	F	HAAS 117	J / K	OKUMA VDI

## E. VDI Static Tool Holder

B1	Radial Tool Holder right hand, short	BC1	Radial-Axial Tool Holder right hand	E4	ER Collet Chuck Tool Holder
B2	Radial Tool Holder left hand, short	BC2	Radial-Axial Tool Holder left hand	F1	Morse Taper Tool Holder
B3	Radial Tool Holder Overhead right hand, short	BC3	Radial-Axial Tool Holder Overhead right hand	G1	Quick Locking Drill Chuck
B4	Radial Tool Holder Overhead left hand, short	BC4	Radial-Axial Tool Holder Overhead left hand	H1	Cut-off Holder
C1	Axial Tool Holder right hand, short	D1	Multiple Tool Holder	T1	Radial Boring Bar Tool Holder
C2	Axial Tool Holder left hand, short	D2	Multiple Tool Holder	TA	Test Arbor
C3	Axial Tool Holder Overhead right hand, short	E1	Tool Holder for U Drill	Z2	Plug
C4	Axial Tool Holder Overhead left hand, short	E2	Side Lock Tool Holder		

## F. BMT Driven Coupling

A/C	DOOSAN PUMA	B	DOOSAN 5480	G	MORI SEIKI NL	N	NAKAMURA WT	M	MAZAK QTN/SQT
-----	-------------	---	-------------	---	---------------	---	-------------	---	---------------

## G. BMT Machine Type

DPM	DOOSAN PUMA	NWT	NAKAMURA WT	MNL	MORI SEIKI NL	MQT	MAZAK QTN/SQT
MNZ	MORI SEIKI NZ	KB	OKUMA LB	KT	OKUMA LT		

## H. BMT Static Tool Holder

B	Face and ID Tool Holder	E	Axial Tool Holder ( ID )	TA	Test Arbor
C	Face and OD Tool Holder	F	Morse Taper Tool Holder	Z	Plug
BC	Radial-Axial Tool Holder	G	Quick Locking Drill Chuck	H	Cut-off Tool Holder
D	Multiple Tool Holder ( OD )	T	Boring Bar Tool Holder	CD	Double Face and OD Tool Holder



## A. 刀座類別分類表

A	VDI 無動力	L	BMT 無動力
B	VDI 動力	M	BMT 動力

## B. 刀座種類分類表

A	軸向動力刀座	D	徑向內縮動力刀座	J	測銑刀動力刀座
B	徑向動力刀座	E	B 軸擺動動力刀座	R	軸向擺動滾齒動力刀座
C	軸向偏心動力刀座	H	徑向雙頭動力刀座	T	徑向擺動滾齒動力刀座

## C. 輸出軸分類表

01	ER11	10	內牙 ER20	24	FMB22 面銑刀
02	ER16	11	內牙 ER25	25	FMB27 面銑刀
03	ER20	12	內牙 ER32	26	FMB32 面銑刀
04	ER25	13	內牙 ER40	29	SCA27 測銑刀
05	ER32	14	內牙 ER50	36	HSK25
06	ER40	15	TER20 ER 彈性攻牙	37	HSK32
07	ER50	16	TER32 ER 彈性攻牙	38	HSK40
08	內牙 ER11	22	FMA25.4 面銑刀	39	HSK50
09	內牙 ER16	23	FMA31.75 面銑刀	40	HSK63

## D. VDI 聯軸器種類表

A	DIN 1809	D	MT ( Baruffaldi )	G	HAAS 130
B	DIN 5480	E	HAAS 104	H	Hyundai Kia
C	DIN 5482	F	HAAS 117	J / K	OKUMA VDI

## E. VDI 固定刀座分類表

B1	徑向外徑右手型刀座	BC1	徑軸向外徑右手型刀座	E4	軸向內徑 ER 筒夾式刀座
B2	徑向外徑左手型刀座	BC2	徑軸向外徑左手型刀座	F1	莫式刀座
B3	徑向外徑右手型刀座	BC3	徑軸向外徑右手型刀座	G1	鑽孔夾頭刀座
B4	徑向外徑左手型刀座	BC4	徑軸向外徑左手型刀座	H1	徑向側固式內孔刀座
C1	軸向外徑右手型刀座	D1	萬向外徑刀座	T1	徑向側固式內孔刀座
C2	軸向外徑左手型刀座	D2	萬向外徑刀座	TA	測試棒
C3	軸向外徑右手型刀座	E1	軸向內徑 U Drill 刀座	Z2	防塵蓋
C4	軸向外徑左手型刀座	E2	軸向內徑側固式刀座		

## F. BMT 聯軸器種類表

A/C	DOOSAN PUMA	B	DOOSAN 5480	G	MORI SEIKI NL	N	NAKAMURA WT	M	MAZAK QTN/SQT
-----	-------------	---	-------------	---	---------------	---	-------------	---	---------------

## G. BMT 機台種類

DPM	DOOSAN PUMA	NWT	NAKAMURA WT	MNL	MORI SEIKI NL	MQT	MAZAK QTN/SQT
MNZ	MORI SEIKI NZ	KB	OKUMA LB	KT	OKUMA LT		

## H. BMT 固定刀座分類表

B	端面及內徑刀座	E	軸向內徑刀座	TA	測試棒
C	端面及外徑刀座	F	莫式刀座	Z	防塵蓋
BC	徑 - 軸向刀座	G	鑽夾頭	H	切斷刀座
D	萬向外徑刀座	T	內孔刀座	CD	多刃端面刀座



## CONTENTS 目錄

**DIN 1809 1**




**HYUNDAI KIA 7**



**DIN 5480 8**




**DIN 5482 14**




**SPUR MT TOEM 16**



**OKUMA 22**




**HAAS 24**



**VDI Static VDI 固定刀座 28**


B1 B2 B3 B4



C1 C2 C3 C4



B1/C1 B2/C2 B3/C3 B4/C4



D1 D2



E1 E2 E4



F G



T TA Z







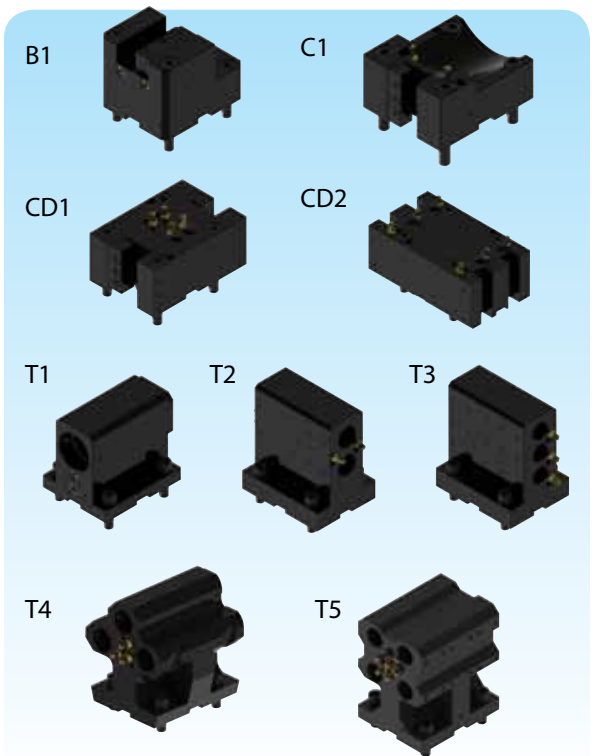


**CONTENTS 目錄**



**DOOSAN 35**





**MORI SEIKI 42**



**MAZAK 50**



**NAKAMURA 54**

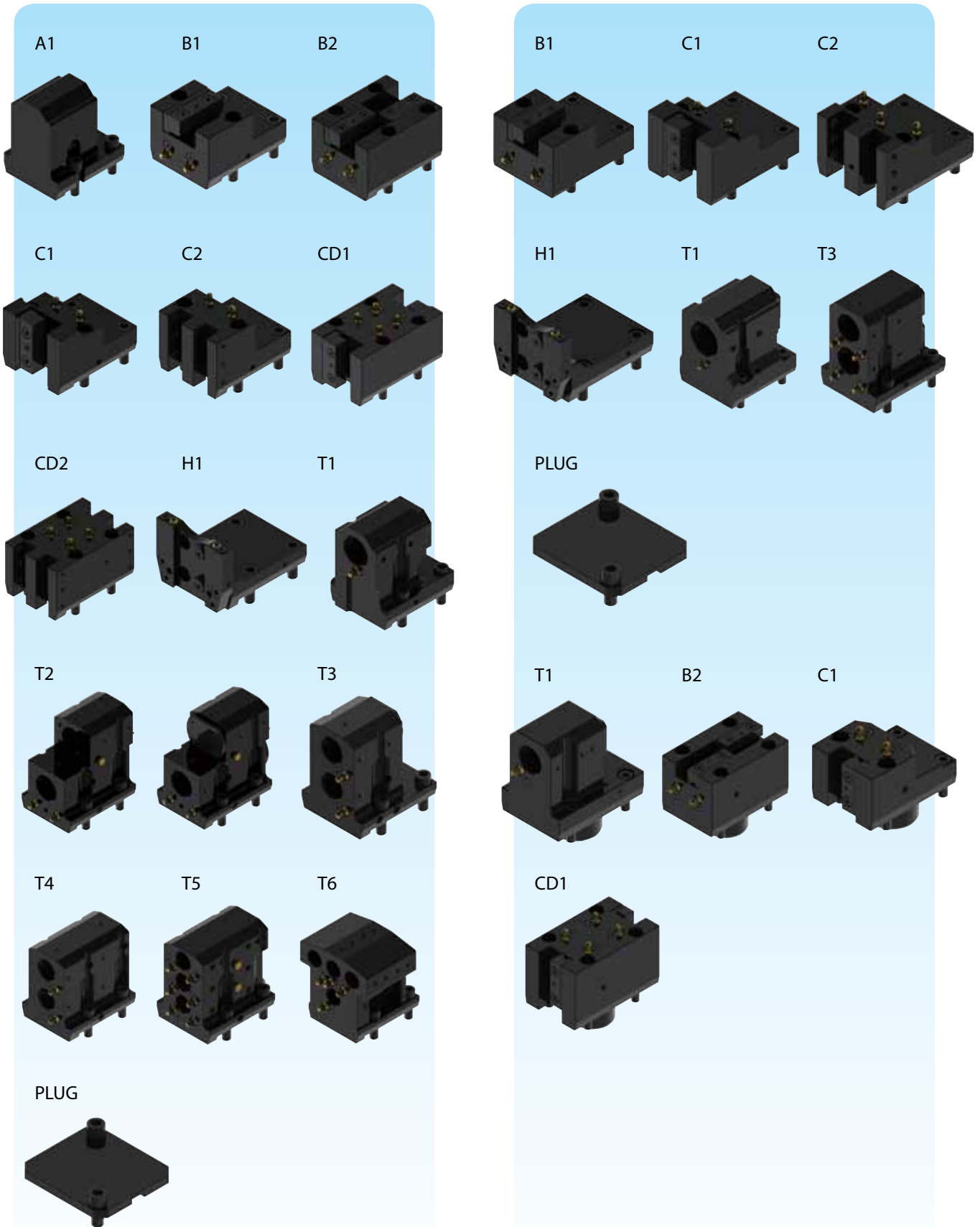




# CONTENTS 目錄

OKUMA

56





## CONTENTS 目錄

### Quick Change System 快換系統

DIN 1809

68




DIN 5480

69



DIN 5482

70




SPUR MT TOEM

71



HAAS

72



DOOSAN

73



MORI SEIKI

74



NAKAMURA

75



HSK-Adapter HSK 刀桿

76



# Driven & Static Tool Holder

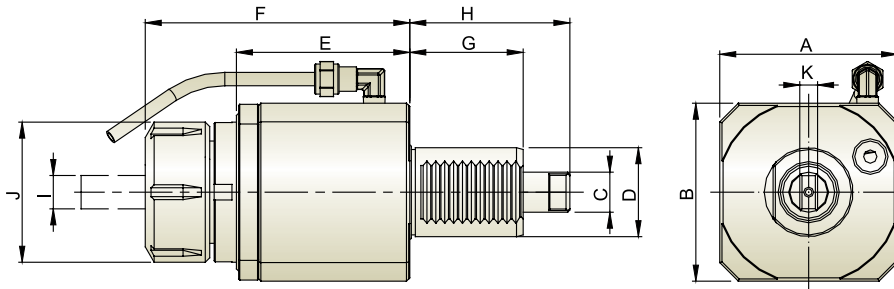


## Axial Tool Holder 軸向動力刀座

External Coolant  
外部出水

R.P.M. Max. 轉速最高 6,000 RPM

- Tool Holder is produced in accordance with DIN 69880.
- Driven Coupling is according to DIN 1809.
- ER Collet is according to DIN 6499.
- For left hand and right hand turret.
- 接合面依據DIN 69880
- 傳動軸為DIN 1809
- 輸出軸筒夾為DIN 6499
- 同時適用於左手型刀塔及右手型刀塔



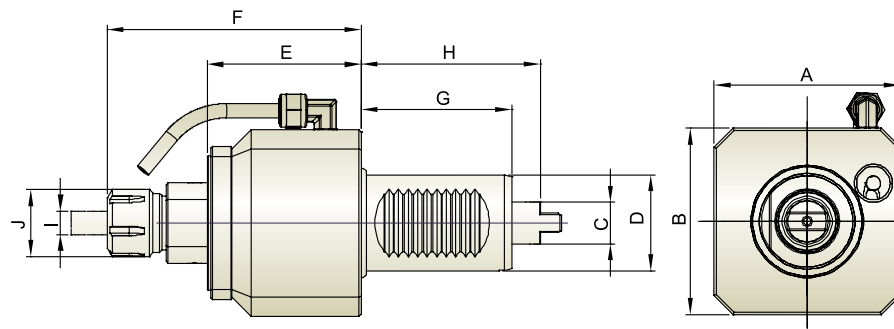
Unit : mm

Model No.	A	B	C	D	E	F	G	H	I	J	K	N.W.(KG)
THB-A04-30A	62	62	12	30	60.5	87	45	62	ER25 (2~16)	42	6	2.0
THB-A05-30A	64	64	12	30	64	98	45	62	ER32 (3~20)	50	6	2.3
THB-A05-40A	78	78	18	40	63	94	51	72	ER32 (3~20)	50	8	3.4
THB-A06-40A	80	80	18	40	78	119	51	72	ER40 (4~26)	63	8	4.3
THB-A06-50A	86	86	25	50	82	124	68	92	ER40 (4~26)	63	13	5.5
THB-A07-60A	104	104	27.8	60	110.5	152	78	110	ER50 (12~34)	78	14	9.6

## Axial ER Tapping Tool Holder 軸向 ER 彈性攻牙動力刀座

External Coolant  
外部出水

R.P.M. Max. 轉速最高 3,000 RPM



Unit : mm

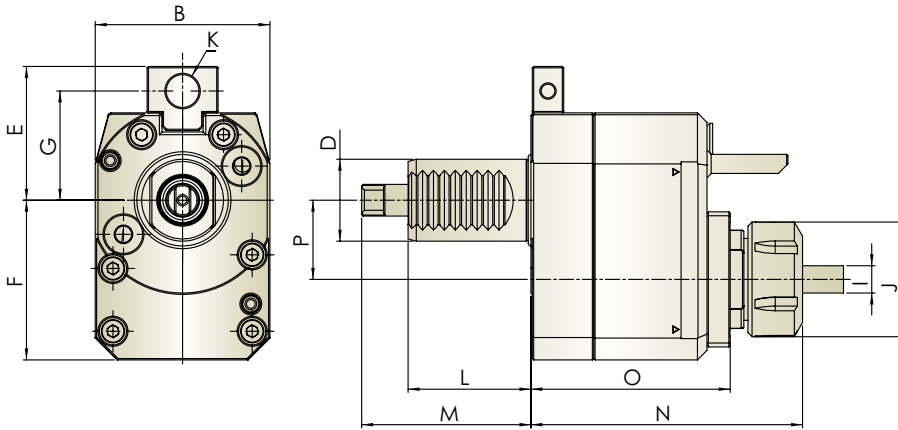
Model No.	A	B	C	D	E	F	G	H	I	J	N.W.(KG)
THB-A15-40A	78	78	18	40	63	106	51	72	M3~M12	34	3

## Axial Offset Tool Holder 軸向偏心動力刀座

External Coolant  
外部出水

 Gear Ratio 齒輪比	1:1	 R.P.M. Max. 轉速最高	5,000 RPM
---	-----	---	-----------

- Tool Holder is produced in accordance with DIN 69880.
- Driven Coupling is according to DIN 1809.
- ER Collet is according to DIN 6499.
- For left hand and right hand turret.
- 接合面依據DIN 69880
- 傳動軸為DIN 1809
- 輸出軸筒夾為DIN 6499
- 同時適用於左手型刀塔及右手型刀塔






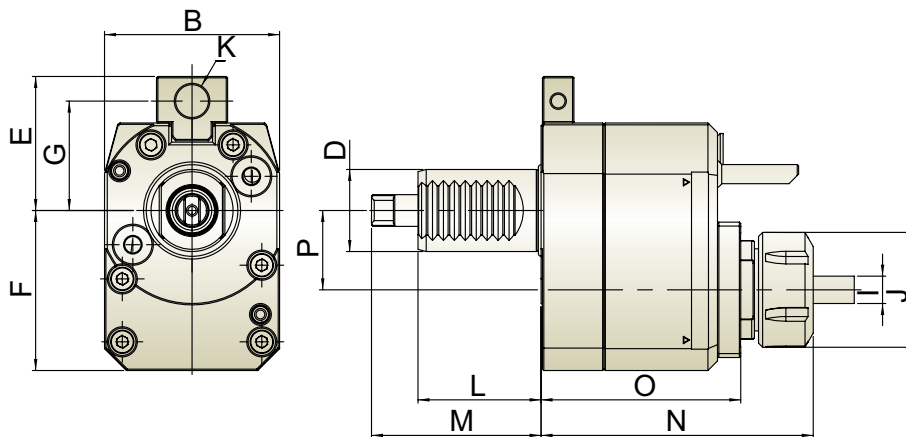
Unit : mm

Model No.	B	D	E	F	G	I	J	K	L	M	N	O	P	N.W.(KG)
THB-C04.29-30A	64	30	57	58.5	48	ER25 (2~16)	42	12	45	62	99.5	73	29	3.0
THB-C04.50-40A	74	40	75/82	83	63/70	ER25(2~16)	43	16	51	72	118	81.5	50	6
THB-C05.50-40A	74	40	75/82	83	63/70	ER32 (3~20)	50	16	51	72	118	81.5	50	6.3

## Axial Offset Tool Holder 軸向偏心動力刀座

Internal Coolant  
中心出水

 Gear Ratio 齒輪比	1:1	 R.P.M. Max. 轉速最高	5,000 RPM	 Internal Coolant 中心冷卻出水	30 bar
---	-----	---	-----------	--	--------



Unit : mm

Model No.	B	D	E	F	G	I	J	K	L	M	N	O	P	N.W.(KG)
THB-C04.29-30AI	64	30	45	58.5	40	ER25 (2~16)	43	12	45	62	99.5	73	29	3.3
THB-C05.50-40AI	80	40	49	85	63/70	ER32 (3~20)	50	15.5	51	76	110	77.5	50	6.3

# Driven & Static Tool Holder

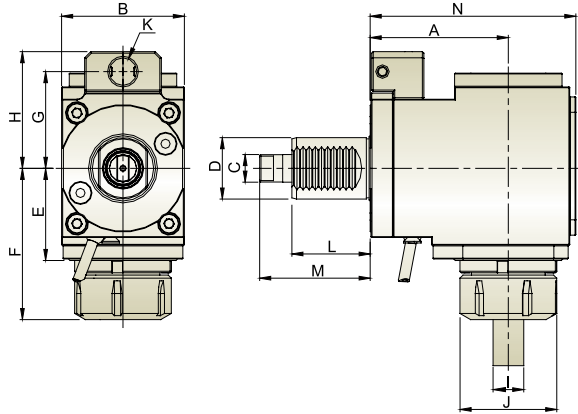


## Radial Tool Holder 徑向動力刀座

External Coolant  
外部出水

Gear Ratio 齒輪比 1:1
 R.P.M. Max. 轉速最高 4,000 RPM

- Tool Holder is produced in accordance with DIN 69880.
- Driven Coupling is according to DIN 1809.
- ER Collet is according to DIN 6499.
- For left hand and right hand turret.
- 接合面依據DIN 69880
- 傳動軸為DIN 1809
- 輸出軸筒夾為DIN 6499
- 同時適用於左手型刀塔及右手型刀塔



Unit : mm


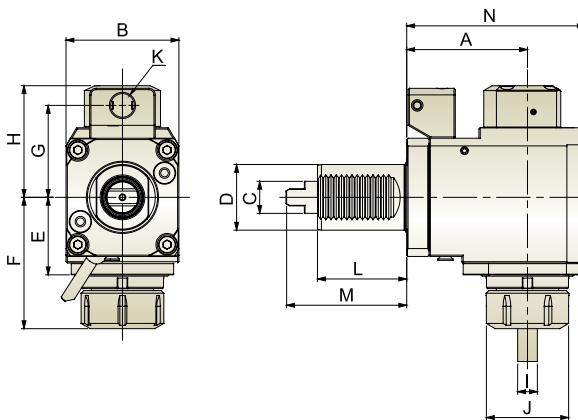
Model No.	A	B	C	D	E	F	G	H	I	J	K	L	M	N	N.W.(KG)
THB-B04.55-30A	55	64	12	30	39.5	66	40/63	50/73	ER25 (2~16)	42	12	45	62	86.5	3.0
THB-B05.65-30A	65	64	12	30	47	75	40/63	50/73	ER32 (3~20)	50	12	45	62	101	3.7
THB-B04.110-40A	110	76	17	40	49	78.5	70/88	83/101	ER25(2~16)	43	16	51	72	146	7.1
THB-B05.65-40A	65	76	18	40	49	81.5	63/70	75/82	ER32 (3~20)	50	16	51	72	101	5.1
THB-B06.90-40A	90	80	18	40	60	98.5	63/70	73/80	ER40 (4~26)	63	16	51	72	134	8.1
THB-B06.145-40A	145	80	18	40	60	98.5	63/70	73/80	ER40 (4~26)	63	16	51	72	189	10.9
THB-B06.92-50A	92	86	25	50	60	100	70/88	83/101	ER40 (4~26)	63	18	68	92	136	9

※ Further option : 6000 RPM 另有 6000RPM 可供選擇

## Radial Tool Holder 徑向動力刀座

Internal Coolant  
中心出水

Gear Ratio 齒輪比 1:1
 R.P.M. Max. 轉速最高 4,000 RPM
 Internal Coolant 中心冷卻出水 30 bar



Unit : mm

Model No.	A	B	C	D	E	F	G	H	I	J	K	L	M	N	N.W.(KG)
THB-B04.55-30AI	55	64	12	30	39.5	66	40/63	68	ER25 (2~16)	42	12	45	62	86.5	3.2
THB-B05.65-30AI	65	64	12	30	47	75	40/63	72	ER32 (3~20)	50	12	45	62	101	3.9
THB-B05.65-40AI	65	76	18	40	49	81.5	63/70	74	ER32 (3~20)	50	16	51	72	101	5.1
THB-B06.92-50AI	92	86	25	50	60	100	70/88	92.5	ER40 (4~26)	63	18	68	92	136	9

※ Further option : 6000 RPM 另有 6000RPM 可供選擇

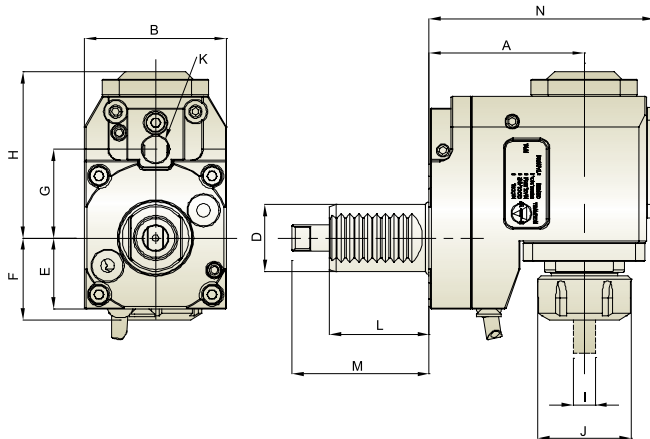


## Radial Offset Tool Holder 徑向後縮動力刀座

External Coolant  
外部出水

 Gear Ratio 齒輪比	1:1	 R.P.M. Max. 轉速最高	4,000 RPM
---	-----	---	-----------

- Tool Holder is produced in accordance with DIN 69880.
- Driven Coupling is according to DIN 1809.
- ER Collet is according to DIN 6499.
- For left hand and right hand turret.
- 接合面依據DIN 69880
- 傳動軸為DIN 1809
- 輸出軸筒夾為DIN 6499
- 同時適用於左手型刀塔及右手型刀塔






Unit : mm

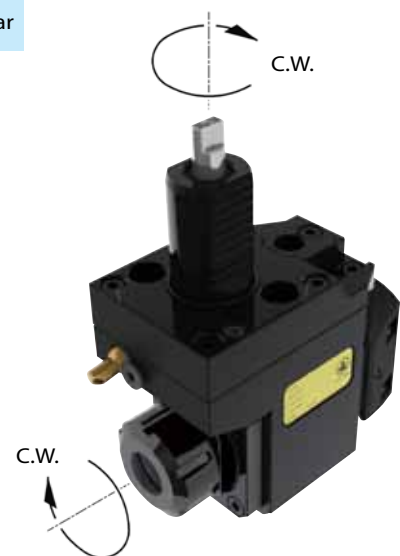
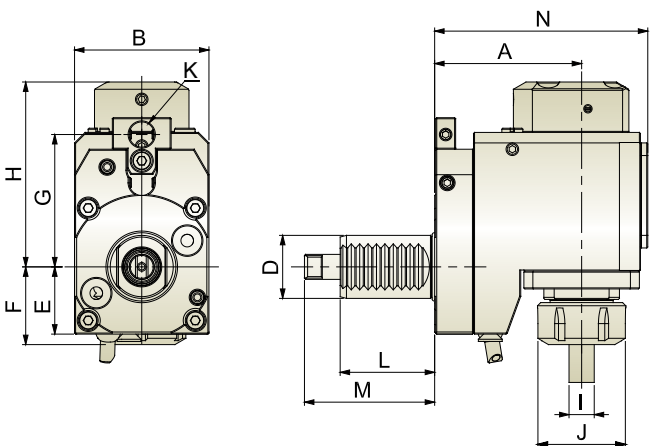
Model No.	A	B	D	E	F	G	H	I	J	K	L	M	N	N.W.(KG)
THB-D04.70-30A	70	64	30	32	37	40/63	75	ER25 (2~16)	42	12	45	62	101.5	4.0
THB-D05.90-40A	90	80	40	38	31.5	63/70	98.5	ER32 (3~20)	50	16	51	72	125.5	7.2
THB-D07.102-60A	102	104	60	54	75	89	116	ER50 (12~34)	78	16	78	110	154	14

\* Further option : 6000 RPM 另有 6000RPM 可供選擇

## Radial Offset Tool Holder 徑向後縮動力刀座

Internal Coolant  
中心出水

 Gear Ratio 齒輪比	1:1	 R.P.M. Max. 轉速最高	4,000 RPM	 Internal Coolant 中心冷卻出水	30 bar
---	-----	---	-----------	--	--------



Unit : mm

Model No.	A	B	D	E	F	G	H	I	J	K	L	M	N	N.W.(KG)
THB-D04.70-30AI	70	64	30	32	37	40/63	97	ER25 (2~16)	42	12	45	62	101.5	4.0
THB-D05.90-40AI	90	80	40	38	31.5	63/70	124	ER32 (3~20)	50	16	51	72	125.5	7.2
THB-D07.102-60AI	102	104	60	54	75	89	138	ER50 (12~34)	78	16	78	110	154	14

\* Further option : 6000 RPM 另有 6000RPM 可供選擇

# Driven & Static Tool Holder


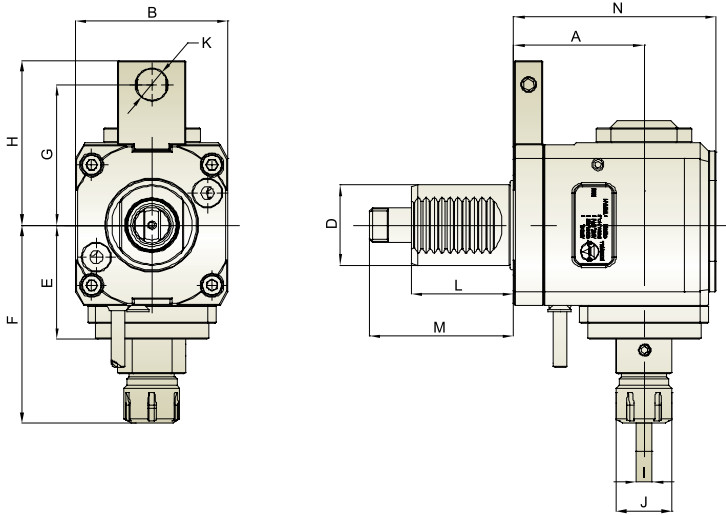


## Radial ER Tapping Tool Holder 徑向 ER 彈性攻牙動力刀座

External Coolant  
外部出水

 Gear Ratio 齒輪比	1 : 1	 R.P.M. Max. 轉速最高	3,000 RPM
---	-------	---	-----------

- Tool Holder is produced in accordance with DIN 69880.
- Driven Coupling is according to DIN 1809.
- ER Collet is according to DIN 6499.
- For left hand and right hand turret.
- 接合面依據DIN 69880
- 傳動軸為DIN 1809
- 輸出軸筒夾為DIN 6499
- 同時適用於左手型刀塔及右手型刀塔



Unit : mm

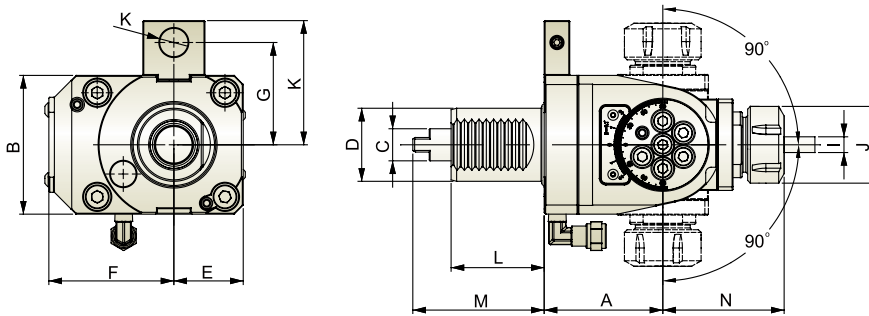
Model No.	A	B	D	E	F	G	H	I	J	K	L	M	N	N.W.(KG)
THB-B15.65-40A	65	76	40	57	99	56/6370	68/75/82	M3~M12	34	16	51	72	101	4.9

## Angle Adjustable Tool Holder 萬向動力刀座

External Coolant  
外部出水

 Gear Ratio 齒輪比	1 : 1	 R.P.M. Max. 轉速最高	4,000 RPM
---	-------	---	-----------

- Cutting angle can be set from +90 to -90 degree for various applications.
- 擺動角度 +90度至 -90度



Unit : mm

Model No.	A	B	C	D	E	F	G	H	I	J	K	L	M	N	N.W.(KG)
THB-E04.65-40A	65	76	18	40	38	68.5	63/70	75/82	ER25 (2~16)	42	16	51	72	85	4.65

※ Optional Accessories : Hook Spanner. 另有選購配件 : 鉤型扳手



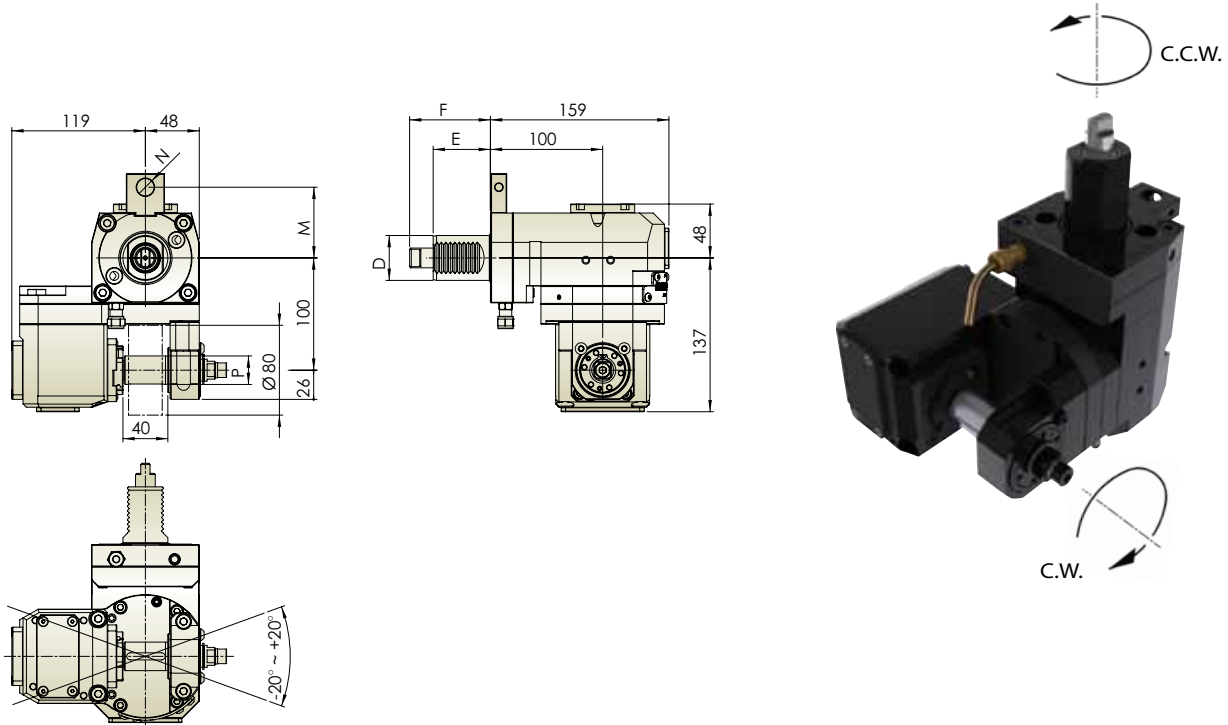


## Radial Swivel Gear Hobber Tool Holder 徑向擺動滾齒動力刀座

External Coolant  
外部出水

 Gear Ratio 齒輪比	2.76 : 1	 R.P.M. Max. 轉速最高	4,000 RPM
---	----------	---	-----------

- Tool Holder is produced in accordance with DIN 69880.
- Driven Coupling is according to DIN 1809.
- For left hand and right hand turret.
- Cutting angle can be set from +20 to -20 degree for various applications.
- Suitable for machining Spur Gear and Bevel Gear.
- 接合面依據DIN 69880
- 傳動軸為DIN 1809
- 同時適用於左手型刀塔及右手型刀塔
- 擺動角度+20至-20度
- 可使用於正斜齒輪加工



Unit : mm

Model No.	D	E	F	M	N	P	N.W.(KG)
THB-T29.100-40A	40	51	72	56/63/70	15.5	22/25.4/27/31.75	11.7
THB-T29.100-50A	50	68	92	70/88	18	22/25.4/27/31.75	12.8

# Driven & Static Tool Holder

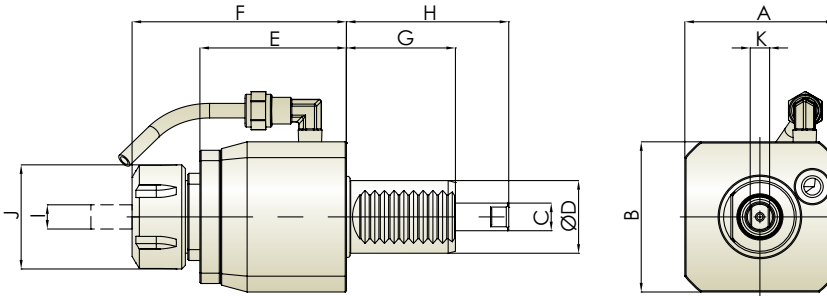


## Axial Tool Holder 軸向動力刀座

External Coolant  
外部出水

R.P.M. Max. 6,000 RPM  
轉速最高

- Tool Holder is produced in accordance with DIN 69880.
- Driven Coupling is according to DIN 1809.
- ER Collet is according to DIN 6499.
- For left hand and right hand turret.
- 接合面依據DIN 69880
- 傳動軸為DIN 1809
- 輸出軸筒夾為DIN 6499
- 同時適用於左手型刀塔及右手型刀塔



Unit : mm

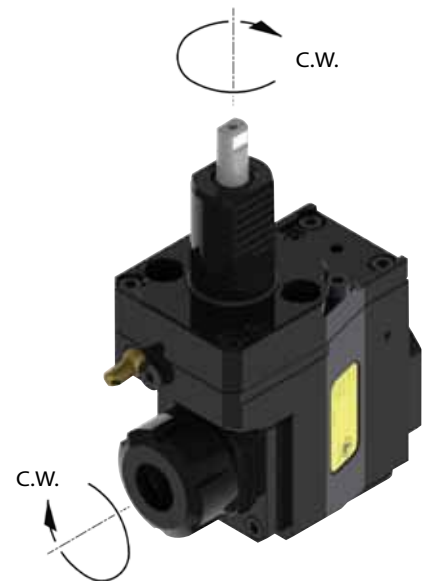
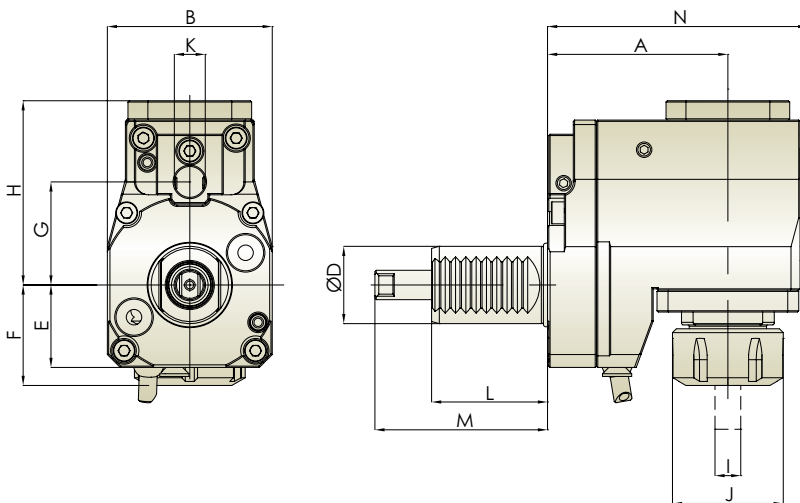
Model No.	A	B	C	D	E	F	G	H	I	J	K	N.W.(KG)
THB-A04-30H	62	62	11.4	30	60.5	88.5	45	67	ER25 (2~16)	43	8	2

## Radial Offset Tool Holder 徑向後縮動力刀座

External Coolant  
外部出水

Gear Ratio 1:1  
齒輪比

R.P.M. Max. 4,000 RPM  
轉速最高



Unit : mm

Model No.	A	B	D	E	F	G	H	I	J	K	L	M	N	N.W.(KG)
THB-D04.70-30H	70	64	30	32	39	40/63	71.5	ER25 (2~16)	43	12	45	67	101	3.5

※ Further option : 6000 RPM 另有 6000RPM 可供選擇

# Driven & Static Tool Holder

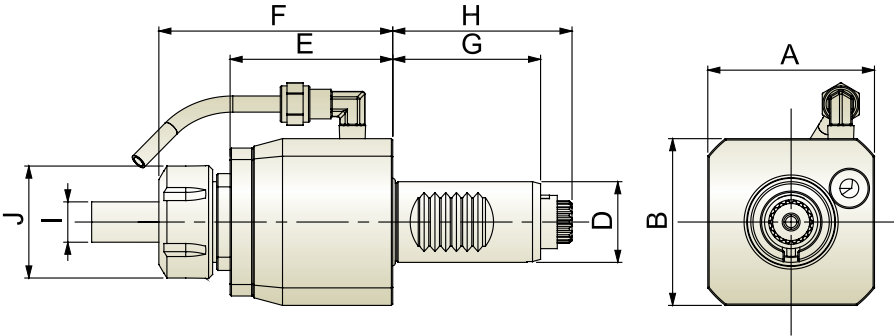


## Axial Tool Holder 軸向動力刀座

External Coolant  
外部出水

R.P.M. Max.  
轉速最高 6,000 RPM

- Tool Holder is produced in accordance with DIN 69880.
- Driven Coupling is according to DIN 5480.
- ER Collet is according to DIN6499.
- For left hand and right hand turret.
- 接合面依據DIN 69880
- 傳動軸為DIN 5480
- 輸出軸筒夾為DIN6499
- 同時適用於左手型刀塔及右手型刀塔



DIN 5480

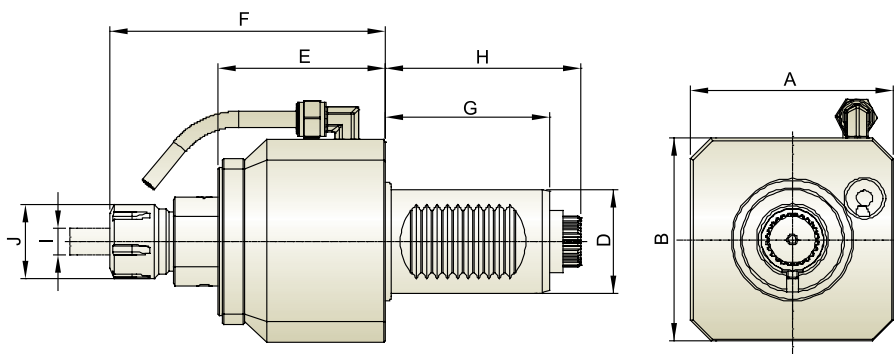
Unit : mm

Model No.	A	B	D	E	F	G	H	I	J	N.W.(KG)
THB-A02-20B	30	30	20	49	74	40	46.5	ER16 (1~10)	32	1.1
THB-A04-30B	62	62	30	60.5	87	55	67	ER25 (2~16)	42	2.0
THB-A05-40B	78	78	40	58	94	63	75	ER32 (3~20)	50	4.0
THB-A06-50B	86	86	50	82	124	78	92.7	ER40 (4~26)	63	5.5

## Axial ER Tapping Tool Holder 軸向 ER 彈性攻牙動力刀座

External Coolant  
外部出水

R.P.M. Max.  
轉速最高 3,000 RPM



Unit : mm

Model No.	A	B	D	E	F	G	H	I	J	N.W.(KG)
THB-A15-40B	78	78	40	63	106	63	75	M3~M12	34	3

# Driven & Static Tool Holder

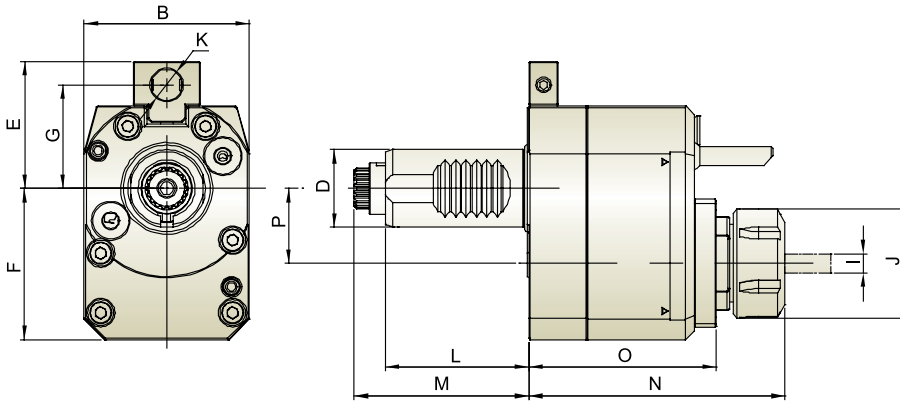


## Axial Offset Tool Holder 軸向偏心動力刀座

External Coolant  
外部出水

 Gear Ratio 齒輪比	1:1	 R.P.M. Max. 轉速最高	5,000 RPM
---	-----	---	-----------

- Tool Holder is produced in accordance with DIN 69880.
- Driven Coupling is according to DIN 1809.
- ER Collet is according to DIN 6499.
- For left hand and right hand turret.
- 接合面依據DIN 69880
- 傳動軸為DIN 5480
- 輸出軸筒夾為DIN6499
- 同時適用於左手型刀塔及右手型刀塔






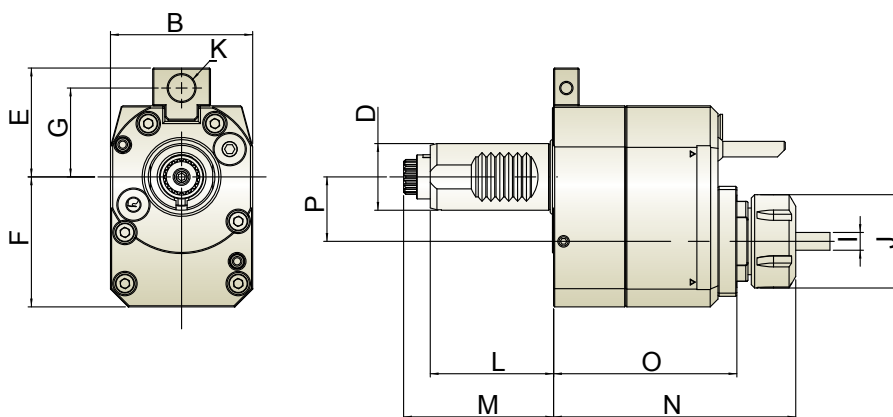
Unit : mm

Model No.	B	D	E	F	G	I	J	K	L	M	N	O	P	N.W.(KG)
THB-C04.29-30B	64	30	49/57/59	58.5	40/48/50	ER25 (2~16)	42	13	55	67	99.5	73	29	3.0
THB-C05.50-40B	80	40	75/82	85	63/70	ER32 (3~20)	50	16	63	75	110	77.5	50	6.0

## Axial Offset Tool Holder 軸向偏心動力刀座

Internal Coolant  
中心出水

 Gear Ratio 齒輪比	1:1	 R.P.M. Max. 轉速最高	5,000 RPM	 Internal Coolant 中心冷卻出水	30 bar
---	-----	---	-----------	--	--------



Unit : mm

Model No.	B	D	E	F	G	I	J	K	L	M	N	O	P	N.W.(KG)
THB-C04.29-30BI	64	30	49/57/59	58.5	40/48/50	ER25 (2~16)	42	13	55	67	99.5	83	29	3.0

DIN 5480

# Driven & Static Tool Holder




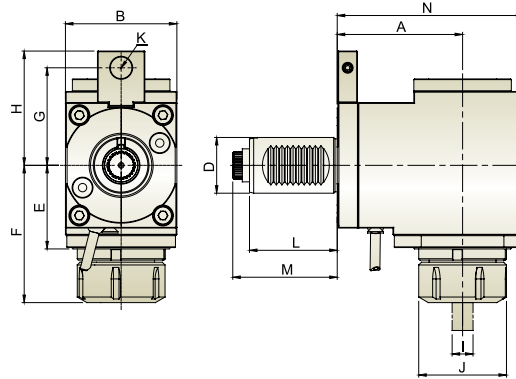
## Radial Tool Holder 徑向動力刀座

External Coolant  
外部出水

Gear Ratio 齒輪比 1:1
 R.P.M. Max. 轉速最高 4,000 RPM

- Tool Holder is produced in accordance with DIN 69880.
- Driven Coupling is according to DIN 5480.
- ER Collet is according to DIN6499.
- For left hand and right hand turret.

- 接合面依據DIN 69880
- 傳動軸為DIN 5480
- 輸出軸筒夾為DIN6499
- 同時適用於左手型刀塔及右手型刀塔



Unit : mm

Model No.	A	B	D	E	F	G	H	I	J	K	L	M	N	N.W.(KG)
THB-B02.48-20B	48	50	20	34.5	60.5	70	78.5	ER16 (1~10)	32	12	40	46.5	71.5	1.5
THB-B04.55-30B	55	64	30	39.5	66	48/63	50/73	ER25 (2~16)	42	12	45	67	86.5	3.0
THB-B04.85-30B	85	64	30	39.5	66	48/63	50/73	ER25 (2~16)	42	12	45	67	116.5	3.7
THB-B04.100-30B	100	64	30	39.5	66	48/63	50/73	ER25 (2~16)	42	12	45	67	131.5	4.2
THB-B05.65-40B	65	76	40	49	81.5	56/63/70	68/75/82	ER32 (3~20)	50	16	63	75	101	5.1
THB-B05.85-40B	85	76	40	49	81.5	56/63/70	68/75/82	ER32 (3~20)	50	16	63	75	121	6
THB-B05.100-40B	100	76	40	49	81.5	56/63/70	68/75/82	ER32 (3~20)	50	16	63	75	136	6.6
THB-B06.92-50B	92	86	50	60	100	63/70	76/83	ER40 (4~26)	63	18	78	92.7	136	9


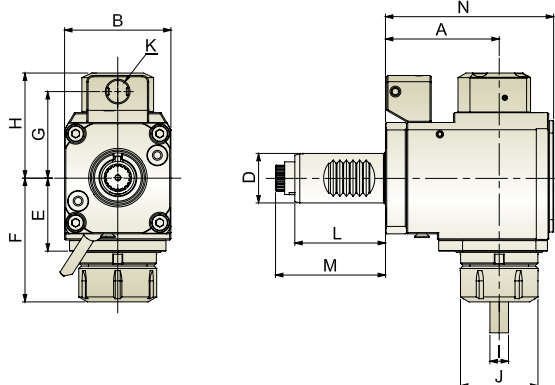
※ Further option : 6000 RPM 另有 6000RPM 可供選擇

DIN 5480

## Radial Tool Holder 徑向動力刀座

Internal Coolant  
中心出水

Gear Ratio 齒輪比 1:1
 R.P.M. Max. 轉速最高 4,000 RPM
 Internal Coolant 中心冷卻出水 30 bar



Unit : mm

Model No.	A	B	D	E	F	G	H	I	J	K	L	M	N	淨重(KG)
THB-B04.55-30BI	55	64	30	39.5	66	48/63	68	ER25 (2~16)	42	12	45	67	86.5	3.2
THB-B04.85-30BI	85	64	30	39.5	66	48/63	68	ER25 (2~16)	42	12	45	67	116.5	3.9
THB-B04.100-30BI	100	64	30	39.5	66	48/63	68	ER25 (2~16)	42	12	45	67	131.5	4.4
THB-B05.65-40BI	65	76	40	49	81.5	56/63/70	74	ER32 (3~20)	50	16	63	75	101	5.3
THB-B05.85-40BI	85	76	40	49	81.5	56/63/70	74	ER32 (3~20)	50	16	63	75	121	6.2
THB-B05.100-40BI	100	76	40	49	81.5	56/63/70	74	ER32 (3~20)	50	16	63	75	136	6.8
THB-B06.92-50BI	92	86	50	60	100	63/70	87.5	ER40 (4~26)	63	18	78	92.7	136	9

※ Further option : 6000 RPM 另有 6000RPM 可供選擇

# Driven & Static Tool Holder

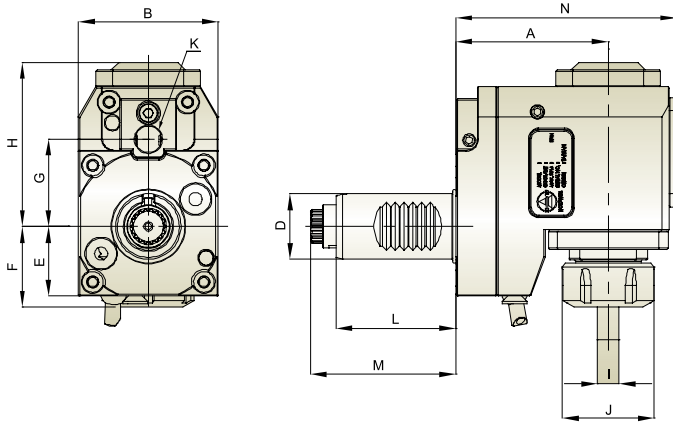


## Radial Offset Tool Holder 徑向後縮動力刀座

External Coolant  
外部出水

 Gear Ratio 齒輪比	1:1	 R.P.M. Max. 轉速最高	4,000 RPM
---	-----	---	-----------

- Tool Holder is produced in accordance with DIN 69880.
- Driven Coupling is according to DIN 5480.
- ER Collet is according to DIN6499.
- For left hand and right hand turret.
- 接合面依據DIN 69880
- 傳動軸為DIN 5480
- 輸出軸筒夾為DIN6499
- 同時適用於左手型刀塔及右手型刀塔






Unit : mm


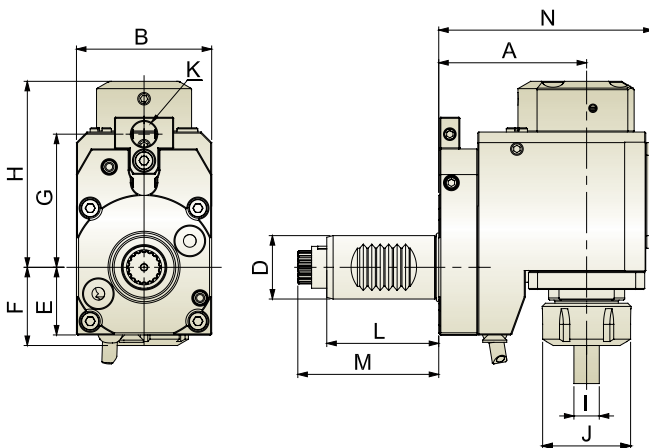
Model No.	A	B	D	E	F	G	H	I	J	K	L	M	N	N.W.(KG)
THB-D04.70-30B	70	64	30	32	37	48/63	75	ER25 (2~16)	42	12	55	66.7	101.5	3.6
THB-D05.100-40B	100	80	40	38	31.5	56/63/70	115	ER32 (3~20)	50	16	63	75	125.5	7.2

\* Further option : 6000 RPM 另有 6000RPM 可供選擇

## Radial Offset Tool Holder 徑向後縮動力刀座

Internal Coolant  
中心出水

 Gear Ratio 齒輪比	1:1	 R.P.M. Max. 轉速最高	4,000 RPM	 Internal Coolant 中心冷卻出水	30 bar
---	-----	---	-----------	--	--------



Unit : mm

Model No.	A	B	D	E	F	G	H	I	J	K	L	M	N	N.W.(KG)
THB-D04.70-30BI	70	64	30	32	37	48/63	97	ER25 (2~16)	42	12	55	67	101.5	4.0
THB-D05.100-40BI	100	80	40	38	31.5	56/63/70	124	ER32 (3~20)	50	16	63	75	125.5	7.2

\* Further option : 6000 RPM 另有 6000RPM 可供選擇

DIN 5480

# Driven & Static Tool Holder

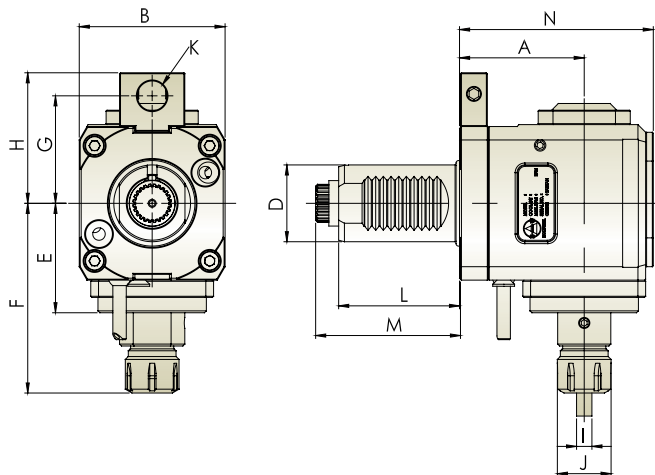


## Radial ER Tapping Tool Holder 徑向 ER 彈性攻牙動力刀座

External Coolant  
外部出水

 Gear Ratio 齒輪比	1:1	 R.P.M. Max. 轉速最高	3,000 RPM
---	-----	---	-----------

- Tool Holder is produced in accordance with DIN 69880.
- Driven Coupling is according to DIN 5480.
- ER Collet is according to DIN6499.
- For left hand and right hand turret.
- 接合面依據DIN 69880
- 傳動軸為DIN 5480
- 輸出軸筒夾為DIN6499
- 同時適用於左手型刀塔及右手型刀塔



DIN 5480

Unit : mm

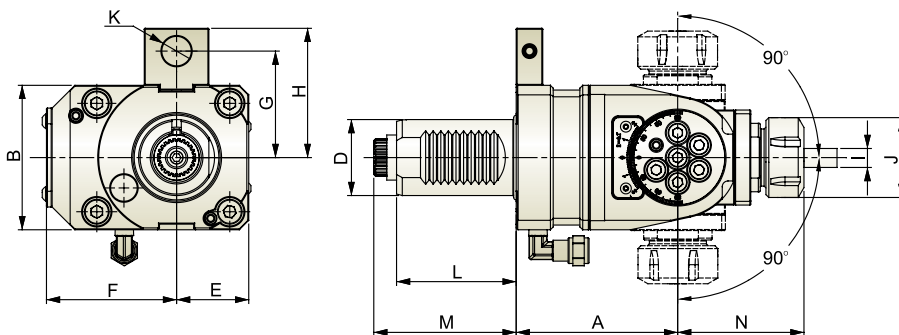
Model No.	A	B	D	E	F	G	H	I	J	K	L	M	N	N.W.(KG)
THB-B15.65-40B	65	76	40	57	99	56/63/70	68/75/82	M3~M12	34	16	63	75	101	4.9
THB-B15.85-40B	85	76	40	57	99	56/63/70	68/75/82	M3~M12	34	16	63	75	121	5.8
THB-B15.100-40B	100	76	40	57	99	56/63/70	68/75/82	M3~M12	34	16	63	75	136	6.4

## Angle Adjustable Tool Holder 萬向動力刀座

External Coolant  
外部出水

 Gear Ratio 齒輪比	1:1	 R.P.M. Max. 轉速最高	4,000 RPM
---	-----	---	-----------

- Cutting angle can be set from +90 to -90 degree for various applications.
- 擺動角度+90 度至-90 度



Unit : mm

Model No.	A	B	D	E	F	G	H	I	J	K	L	M	N	N.W.(KG)
THB-E04.85-40B	85	76	40	38	68.5	56/63/70	68/75/82	ER25 (2~16)	42	16	63	75	85	5.6

\* Optional Accessories : Hook Spanner. 另有選購配件：鉤型扳手

# Driven & Static Tool Holder

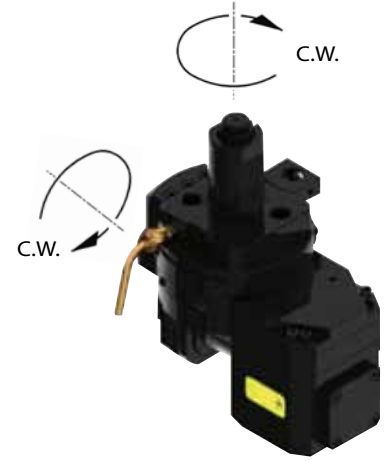
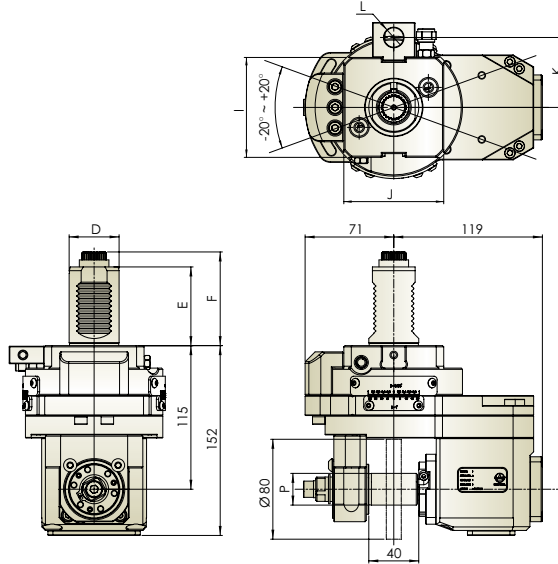


## Axial Swivel Gear Hobber Tool Holder 軸向擺動式滾齒動力刀座

External Coolant  
外部出水

 Gear Ratio 齒輪比	1.8 : 1	 R.P.M. Max. 轉速最高	4,000 RPM
---	---------	---	-----------

- Tool Holder is produced in accordance with DIN 69880.
- Driven Coupling is according to DIN 5480.
- For left hand and right hand turret.
- Cutting angle can be set from +20 to -20 degree for various applications.
- Suitable for machining Spur Gear and Bevel Gear.
- 接合面依據DIN 69880
- 傳動軸為DIN 5480
- 同時適用於左手型刀塔及右手型刀塔
- 擺動角度+20至-20度
- 可使用於正斜齒輪加工



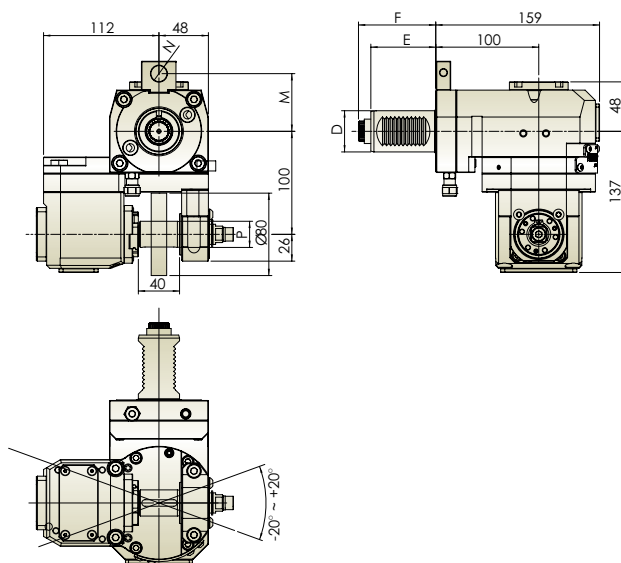
Unit : mm

Model No.	D	E	F	I	J	K	L	P	N.W.(KG)
THB-R29.115-40B	40	63	75	80	80	56/63/70	15.5	22/25.4/27/31.75	8.5
THB-R29.115-50B	50	78	92.5	90	86	64	18	25.4	9.6

## Radial Swivel Gear Hobber Tool Holder 徑向擺動式滾齒動力刀座

External Coolant  
外部出水

 Gear Ratio 齒輪比	2.76 : 1	 R.P.M. Max. 轉速最高	4,000 RPM
---	----------	---	-----------



Unit : mm

Model No.	D	E	F	M	N	P	N.W.(KG)
THB-T29.100-40B	40	63	75	56/63/70	15.5	22/25.4/27/31.75	11.7
THB-T29.100-50B	50	78	92.7	70/88	18	22/25.4/27/31.75	12.8

DIN 5480




# Driven & Static Tool Holder

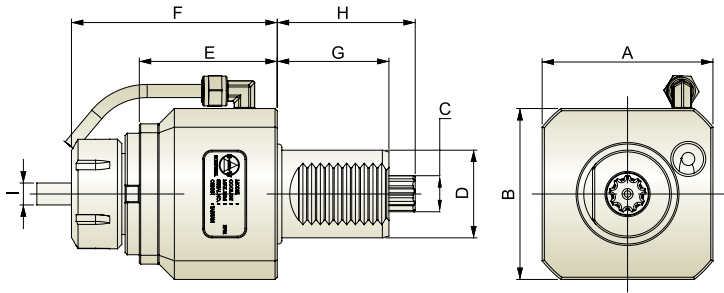


## Axial Tool Holder 軸向動力刀座

External Coolant  
外部出水

 R.P.M. Max. 轉速最高 6,000 RPM

- Tool Holder is produced in accordance with DIN 69880.
- Driven Coupling is according to DIN 5482.
- ER Collet is according to DIN 6499.
- For left hand and right hand turret.
- 接合面依據DIN 69880
- 傳動軸為DIN 5482
- 輸出軸筒夾為DIN 6499
- 同時適用於左手型刀塔及右手型刀塔



Unit : mm


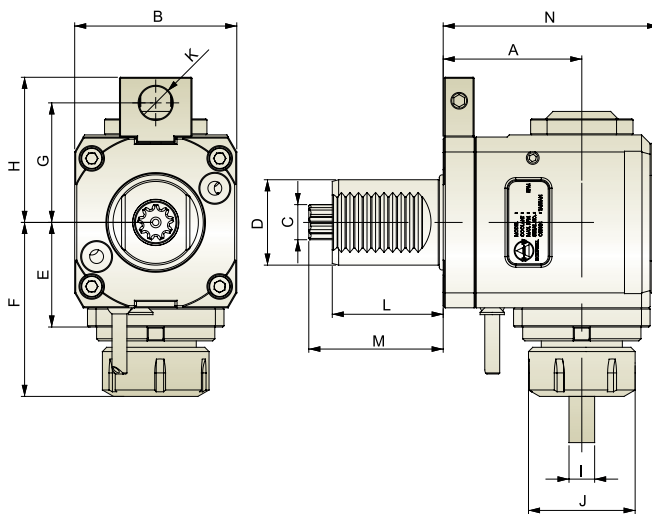
Model No.	A	B	C	D	E	F	G	H	I	J	N.W.(KG)
THB-A04-30C	62	62	B15*12	30	60.5	87	45	55	ER25 (2~16)	42	2.3
THB-A05-40C	78	78	B17*14	40	63	94	51	63	ER32 (2~20)	50	3.3
THB-A06-40C	80	80	B17*14	40	78	119	51	63	ER40 (4~26)	63	4.3
THB-A06-50C	86	86	B20*17	50	82	124	68	93	ER40 (4~26)	63	5.5
THB-A07-60C	104	104	B25*22	60	110.5	152	78	108	ER50(12~34)	78	9.6

DIN 5482

## Radial Tool Holder 徑向動力刀座

External Coolant  
外部出水

 Gear Ratio 齒輪比 1 : 1  R.P.M. Max. 轉速最高 4,000 RPM



Unit : mm

Model No.	A	B	C	D	E	F	G	H	I	J	K	L	M	N	N.W.(KG)
THB-B04.55-30C	55	64	B15*12	30	39.5	66	40/63	50/73	ER25 (2~16)	42	12	45	55	86.5	3.7
THB-B05.65-40C	65	76	B17*14	40	49	81.5	56/63/70	68/75/82	ER32 (3~20)	50	16	51	63	101	5.1
THB-B06.90-40C	90	80	B17*14	40	60	98.5	56/63/70	68/75/82	ER40 (4~26)	63	16	51	63	134	8.1
THB-B06.92-50C	92	86	B20*17	50	60	100	70/88	83/101	ER40 (4~26)	63	18	68	93	136	9

\* Further option : 6000 RPM 另有 6000RPM 可供選擇



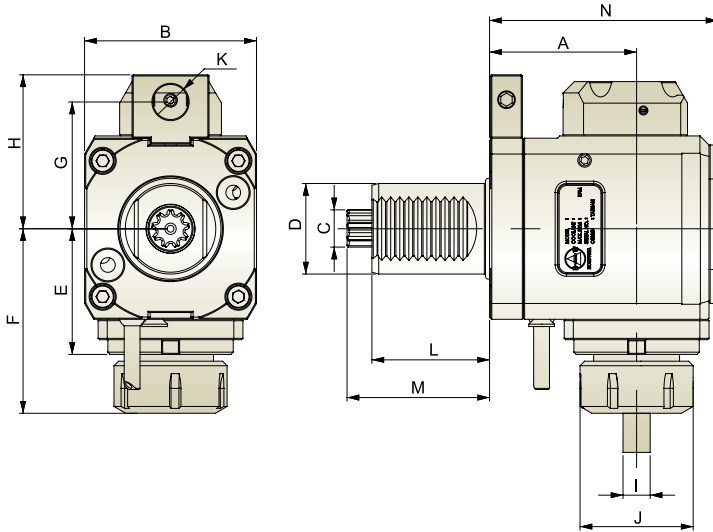
## Radial Tool Holder 徑向動力刀座

Internal Coolant  
中心出水

Gear Ratio 齒輪比	1:1	R.P.M. Max. 轉速最高	4,000 RPM	Internal Coolant 中心冷卻出水	30 bar
-------------------	-----	---------------------	-----------	----------------------------	--------

- Tool Holder is produced in accordance with DIN 69880.
- Driven Coupling is according to DIN 5482.
- ER Collet is according to DIN 6499.
- For left hand and right hand turret.
- 接合面依據DIN 69880
- 傳動軸為DIN 5482
- 輸出軸筒夾為DIN 6499
- 同時適用於左手型刀塔及右手型刀塔

DIN 5482



Unit : mm

Model No.	A	B	C	D	E	F	G	H	I	J	K	L	M	N	N.W.(KG)
THB-B05.65-40CI	65	76	B17*14	40	49	81.5	56/63/70	68/75/82	ER32 (3~20)	50	16	51	63	101	5.3

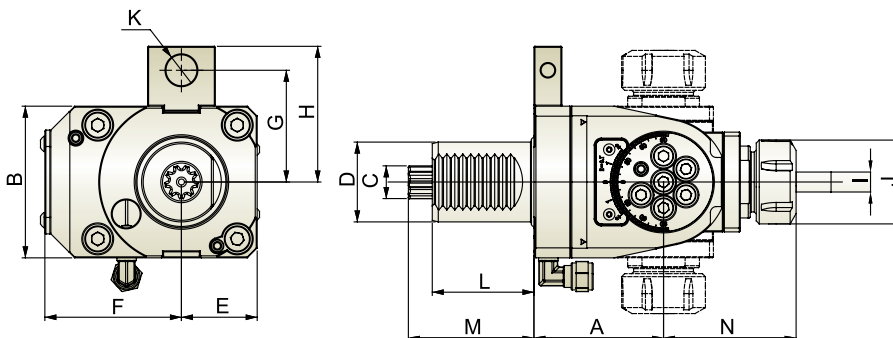
※ Further option : 6000 RPM 另有 6000RPM 可供選擇

## Angle Adjustable Tool Holder 萬向動力刀座

External Coolant  
外部出水

Gear Ratio 齒輪比	1:1	R.P.M. Max. 轉速最高	4,000 RPM
-------------------	-----	---------------------	-----------

- Cutting angle can be set from +90 to -90 degree for various applications.
- 擺動角度+90 度至-90 度



Unit : mm

Model No.	A	B	C	D	E	F	G	H	I	J	K	L	M	N	N.W.(KG)
THB-E04.65-40C	65	76	B17*14	40	38	68.5	56/63/70	68/75/82	ER25 (2~16)	42	16	51	63	85	5.6

※ Optional Accessories : Hook Spanner. 另有選購配件：鉤型扳手

# Driven & Static Tool Holder

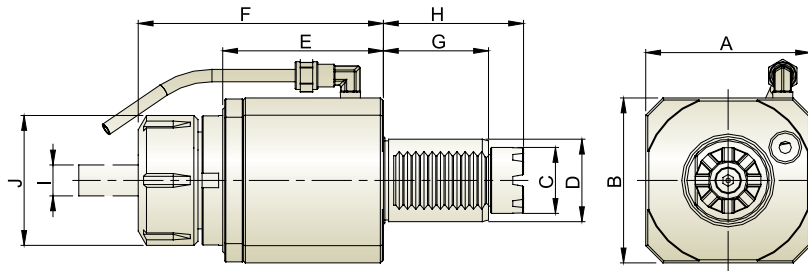


## Axial Tool Holder 軸向動力刀座

External Coolant  
外部出水

R.P.M. Max.  
轉速最高 6,000 RPM

- Tool Holder is produced in accordance with DIN 69880.
- Driven Coupling is according to SPUR MT TOEM.
- ER Collet is according to DIN6499.
- For left hand and right hand turret.
- 接合面依據DIN 69880
- 傳動軸為SPUR MT TOEM
- 輸出軸筒夾為DIN6499
- 同時適用於左手型刀塔及右手型刀塔



Unit : mm

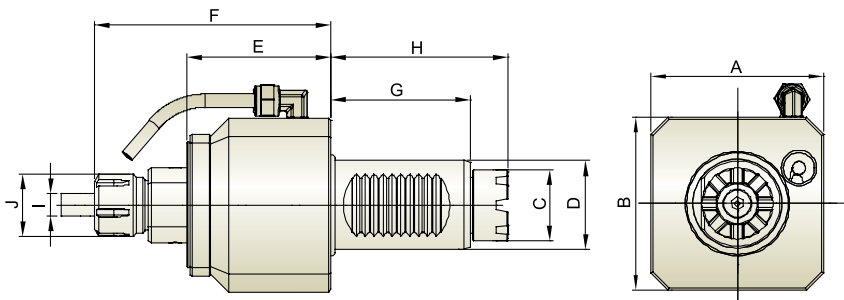
Model No.	A	B	C	D	E	F	G	H	I	J	N.W.(KG)
THB-A04-30D	62	62	24	30	60.5	87	45	59	ER25 (2~16)	42	1.9
THB-A05-30D	64	64	24	30	64	98	45	59	ER32 (3~20)	50	2.3
THB-A05-40D	78	78	32	40	58	90.3	51	68	ER32 (3~20)	50	3.3
THB-A06-40D	80	80	32	40	78	119	51	68	ER40 (4~26)	63	4.3
THB-A06-50D	86	86	40	50	82	124	68	84	ER40 (4~26)	63	5.5
THB-A07-60D	104	104	53.2	60	110.5	152	78	100	ER50 (12~34)	78	9.6
THB-A07-80D	158	158	57	80	130	183.5	111	130	ER50 (12~34)	78	23

SPUR MT TOEM

## Axial ER Tapping Tool Holder 軸向 ER 彈性攻牙動力刀座

External Coolant  
外部出水

R.P.M. Max.  
轉速最高 3,000 RPM



Unit : mm

Model No.	A	B	C	D	E	F	G	H	I	J	N.W.(KG)
THB-A15-40D	78	78	32	40	63	106	51	68	M3~M12	34	3.1

# Driven & Static Tool Holder

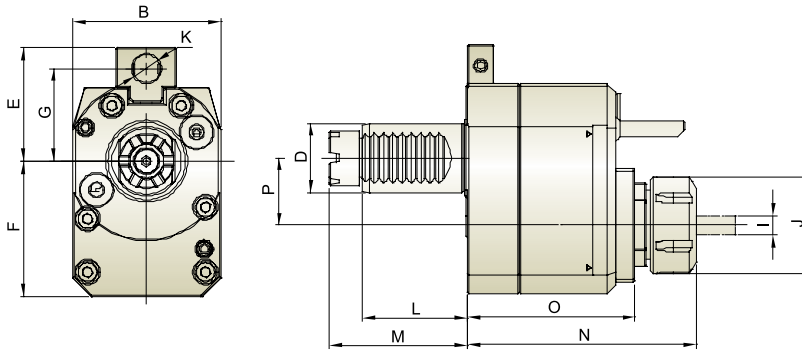


## Axial Offset Tool Holder 軸向偏心動力刀座

External Coolant  
外部出水

 Gear Ratio 齒輪比	1:1	 R.P.M. Max. 轉速最高	5,000 RPM
---	-----	---	-----------

- Tool Holder is produced in accordance with DIN 69880.
- Driven Coupling is according to SPUR MT TOEM.
- ER Collet is according to DIN6499.
- For left hand and right hand turret.
- 接合面依據DIN 69880
- 傳動軸為SPUR MT TOEM
- 輸出軸筒夾為DIN6499
- 同時適用於左手型刀塔及右手型刀塔






Unit : mm

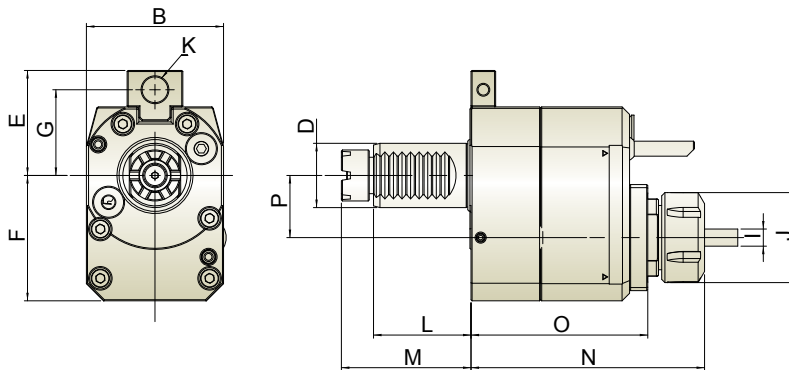
Model No.	B	D	E	F	G	I	J	K	L	M	N	O	P	N.W.(KG)
THB-C04.29-30D	64	30	57	58.5	48	ER25 (2~16)	42	12	45	62	99.5	73	29	3.0
THB-C05.50-40D	80	40	75/82	85	63/70	ER32 (3~20)	50	16	51	72	110	77.5	50	6.0

SPUR MT TOEM

## Axial Offset Tool Holder 軸向偏心動力刀座

Internal Coolant  
中心出水

 Gear Ratio 齒輪比	1:1	 R.P.M. Max. 轉速最高	5,000 RPM	 Internal Coolant 中心冷卻出水	30 bar
---	-----	---	-----------	--	--------



Unit : mm

Model No.	B	D	E	F	G	I	J	K	L	M	N	O	P	N.W.(KG)
THB-C04.29-30DI	64	30	57	58.5	48	ER25 (2~16)	42	12	45	62	109.5	83	29	3.3
THB-C05.50-40DI	80	40	75/82	85	63/70	ER32 (3~20)	50	16	51	72	110	77.5	50	6.3

# Driven & Static Tool Holder


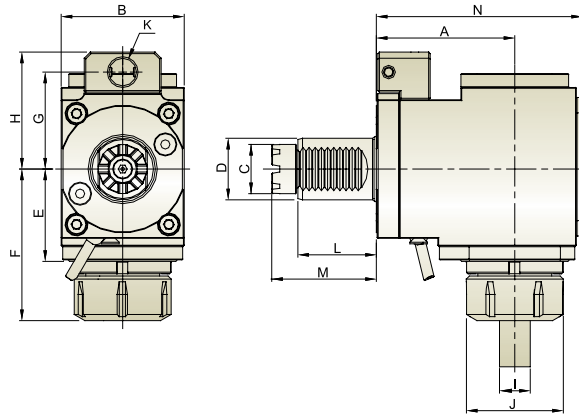


## Radial Tool Holder 徑向動力刀座

External Coolant  
外部出水

 Gear Ratio 齒輪比	1:1	 R.P.M. Max. 轉速最高	4,000 RPM
---	-----	---	-----------

- Tool Holder is produced in accordance with DIN 69880.
- Driven Coupling is according to SPUR MT TOEM.
- ER Collet is according to DIN6499.
- For left hand and right hand turret.
- 接合面依據DIN 69880
- 傳動軸為SPUR MT TOEM
- 輸出軸筒夾為DIN6499
- 同時適用於左手型刀塔及右手型刀塔



Unit : mm




Model No.	A	B	C	D	E	F	G	H	I	J	K	L	M	N	N.W.(KG)
THB-B04.55-30D	55	64	24	30	39.5	66	40/63	50/73	ER25 (2~16)	42	12	45	59	86.5	3.0
THB-B05.65-30D	65	64	24	30	47	75	40/63	50/73	ER32 (3~20)	50	12	45	59	101	3.7
THB-B05.65-40D	65	76	32	40	49	81.5	63/70	75/82	ER32 (3~20)	50	16	51	68	101	5.1
THB-B06.90-40D	90	80	32	40	60	98.5	63/70	73/80	ER40 (4~26)	63	16	51	68	134	8.1
THB-B06.92-50D	92	86	40	50	60	100	70/88	83/101	ER40 (4~26)	63	18	68	84	136	9


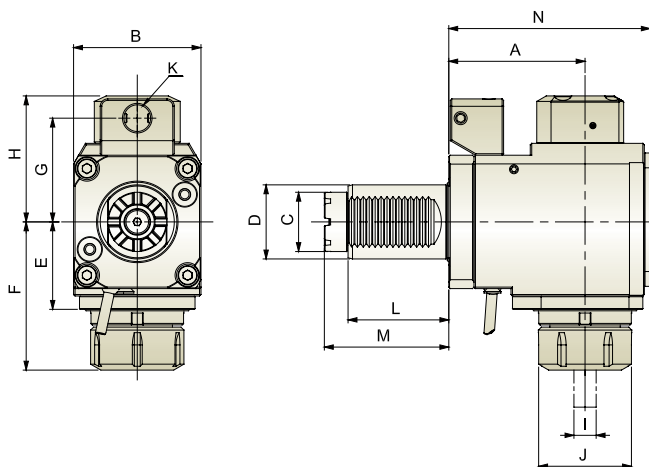
\* Further option : 6000 RPM 另有 6000RPM 可供選擇

SPUR MT TOEM

## Radial Tool Holder 徑向動力刀座

Internal Coolant  
中心出水

 Gear Ratio 齒輪比	1:1	 R.P.M. Max. 轉速最高	4,000 RPM	 Internal Coolant 中心冷卻出水	30 bar
---	-----	---	-----------	--	--------



Unit : mm

Model No.	A	B	C	D	E	F	G	H	I	J	K	L	M	N	N.W.(KG)
THB-B04.55-30DI	55	64	24	30	39.5	66	40/63	68	ER25 (2~16)	42	12	45	59	86.5	3.2
THB-B05.65-30DI	65	64	24	30	47	75	40/63	72	ER32 (3~20)	50	12	45	59	101	3.7
THB-B05.65-40DI	65	76	32	40	49	81.5	63/70	74	ER32 (3~20)	50	16	51	68	101	5.1
THB-B06.92-50DI	92	86	40	50	60	100	70/88	92.5	ER40 (4~26)	63	18	68	84	136	9

\* Further option : 6000 RPM 另有 6000RPM 可供選擇

# Driven & Static Tool Holder

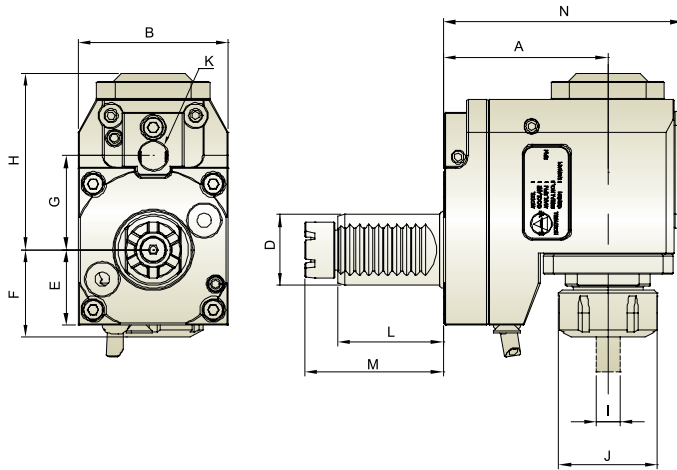


## Radial Offset Tool Holder 徑向後縮動力刀座

External Coolant  
外部出水

Gear Ratio 齒輪比 1:1  
 R.P.M. Max. 轉速最高 4,000 RPM

- Tool Holder is produced in accordance with DIN 69880.
- Driven Coupling is according to SPUR MT TOEM.
- ER Collet is according to DIN6499.
- For left hand and right hand turret.
- 接合面依據DIN 69880
- 傳動軸為SPUR MT TOEM
- 輸出軸筒夾為DIN6499
- 同時適用於左手型刀塔及右手型刀塔



Unit : mm

Model No.	A	B	D	E	F	G	H	I	J	K	L	M	N	N.W.(KG)
THB-D04.70-30D	70	64	30	32	37	40/63	75	ER25 (2~16)	42	12	45	59	101.5	4.0
THB-D05.90-40D	90	80	40	38	31.5	63/70	98.5	ER32 (3~20)	50	16	51	68	125.5	7.2
THB-D07.102-60D	102	104	60	54	75	89	116	ER50 (12~34)	78	16	78	100	154	14


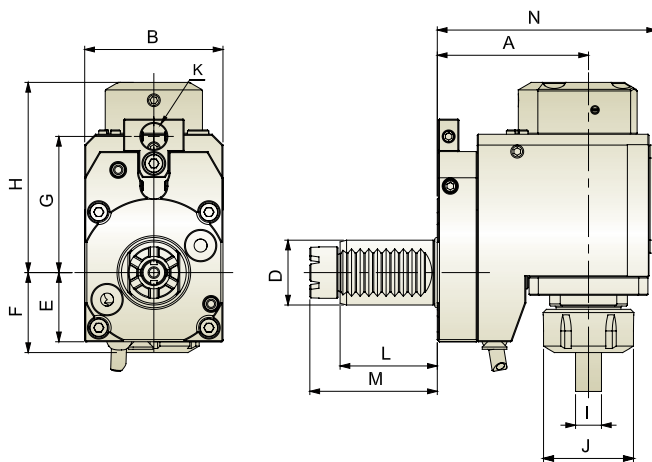
※ Further option : 6000 RPM 另有 6000RPM 可供選擇

SPUR MT TOEM

## Radial Offset Tool Holder 徑向後縮動力刀

Internal Coolant  
中心出水

Gear Ratio 齒輪比 1:1  
 R.P.M. Max. 轉速最高 4,000 RPM  
 Internal Coolant 中心冷卻出水 30 bar



Unit : mm

Model No.	A	B	D	E	F	G	H	I	J	K	L	M	N	N.W.(KG)
THB-D04.70-30DI	70	64	30	32	37	40/63	97	ER25 (2~16)	42	12	45	59	101.5	4.0
THB-D05.90-40DI	90	80	40	38	31.5	63/70	124	ER32 (3~20)	50	16	51	68	125.5	7.2
THB-D07.102-60DI	102	104	60	54	75	89	138	ER50 (12~34)	78	16	78	110	154	14

※ Further option : 6000 RPM 另有 6000RPM 可供選擇

# Driven & Static Tool Holder

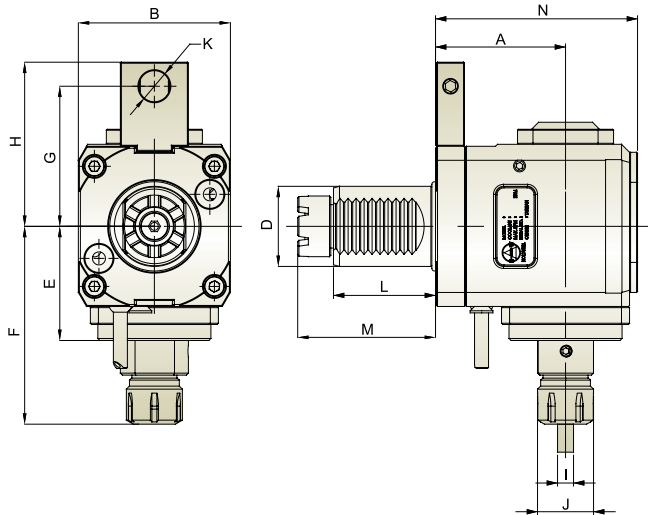


## Radial ER Tapping Tool Holder 徑向 ER 彈性攻牙動力刀座

External Coolant  
外部出水

 Gear Ratio 齒輪比	1:1	 R.P.M. Max. 轉速最高	3,000 RPM
---	-----	---	-----------

- Tool Holder is produced in accordance with DIN 69880.
- Driven Coupling is according to SPUR MT TOEM.
- ER Collet is according to DIN6499.
- For left hand and right hand turret.
- 接合面依據DIN 69880
- 傳動軸為SPUR MT TOEM
- 輸出軸筒夾為DIN6499
- 同時適用於左手型刀塔及右手型刀塔



SPUR MT TOEM

Unit : mm

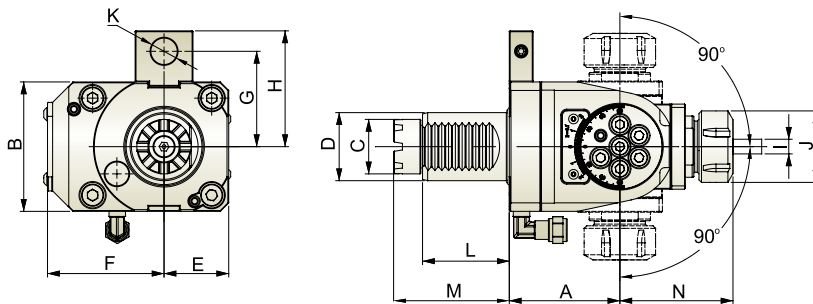
Model No.	A	B	C	D	E	F	G	H	I	J	K	L	M	N	N.W.(KG)
THB-B15.65-40D	65	76	32	40	57	99	56/63/70	68/75/82	M3~M12	34	16	51	68	101	4.9

## Angle Adjustable Tool Holder 萬向動力刀座

External Coolant  
外部出水

 Gear Ratio 齒輪比	1:1	 R.P.M. Max. 轉速最高	4,000 RPM
---	-----	---	-----------

- Cutting angle can be set from +90 to -90 degree for various applications.
- 擺動角度+90度至-90度



Unit : mm

Model No.	A	B	C	D	E	F	G	H	I	J	K	L	M	N	N.W.(KG)
THB-E04.65-40D	65	76	32	40	38	68.5	63/70	75/82	ER25 (2~16)	42	16	51	68	85	4.65

※ Optional Accessories : Hook Spanner. 另有選購配件：鉤型扳手




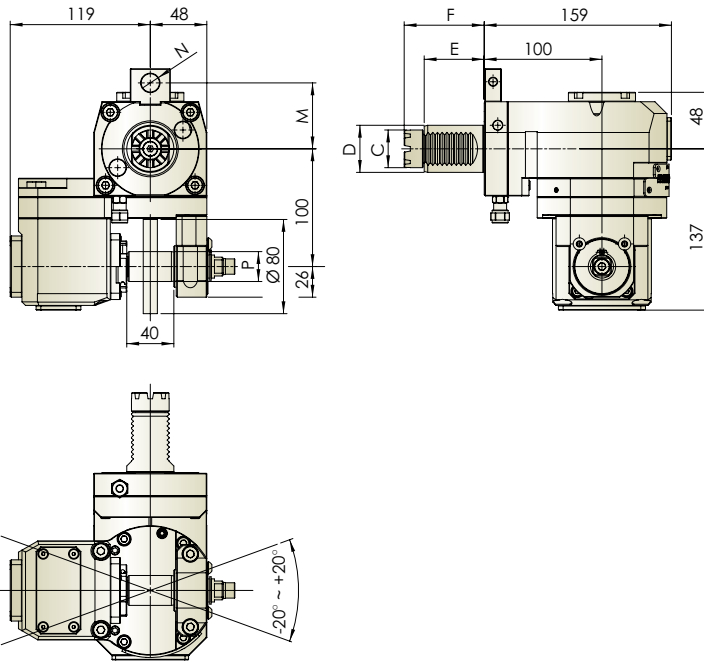
## Radial Swivel Gear Hobber Tool Holder 徑向擺動式滾齒動力刀座

External Coolant  
外部出水

 Gear Ratio 齒輪比	2.76:1	 R.P.M. Max. 轉速最高	4,000 RPM
---	--------	---	-----------

- Tool Holder is produced in accordance with DIN 69880.
- Driven Coupling is according to SPUR MT TOEM.
- For left hand and right hand turret.
- Cutting angle can be set from +20 to -20 degree for various applications.
- Suitable for machining Spur Gear and Bevel Gear.
- 接合面依據DIN 69880
- 傳動軸為SPUR MT TOEM
- 同時適用於左手型刀塔及右手型刀塔
- 擺動角度+20 至-20 度
- 可完成正、斜齒輪加工

SPUR MT TOEM



Unit : mm

Model No.	C	D	E	F	M	N	P	N.W.(KG)
THB-T29.100-40D	32	40	51	68	56/63/70	15.5	22/25.4/27/31.75	11.7
THB-T29.100-50D	40	50	68	92	70/88	18	22/25.4/27/31.75	12.8



# Driven & Static Tool Holder

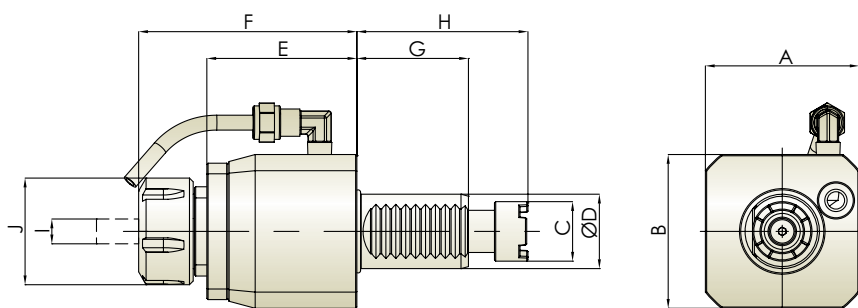


## Axial Tool Holder 徑向動力刀座

External Coolant  
外部出水

R.P.M. Max. 轉速最高 6,000 RPM

- Tool Holder is produced in accordance with DIN 69880.
- Driven Coupling is according OKUMA VDI.
- ER Collet is according to DIN 6499.
- For left hand and right hand turret.
- 接合面依據DIN 69880
- 傳動軸為 OKUMA VDI
- 輸出軸筒夾為DIN 6499
- 同時適用於左手型刀塔及右手型刀塔



Unit : mm


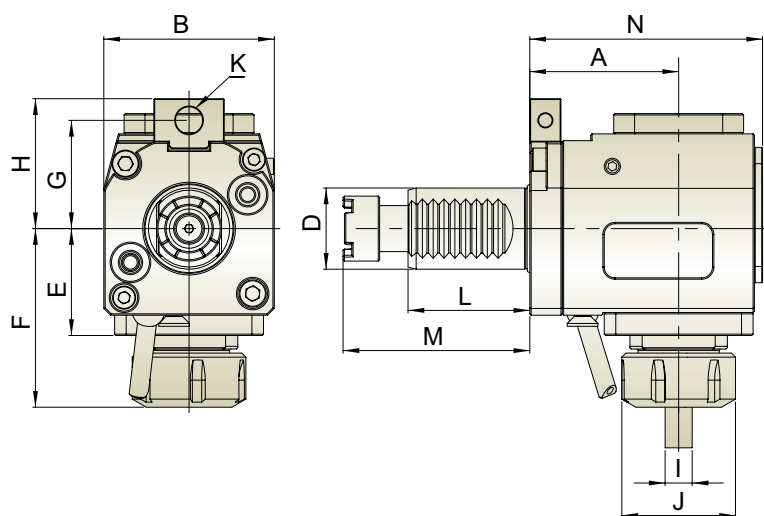
Model No.	A	B	C	D	E	F	G	H	I	J	N.W.(KG)
THB-A04-30J	62	62	24	30	60.5	88	45	69	ER25(2~16)	43	2
THB-A05-40J	78	78	32	40	63	94	51	93	ER32(3~20)	50	3.5
THB-A05-40K	78	78	29	40	58	90.3	51	101	ER32(3~20)	50	4

OKUMA

## Radial Tool Holder 徑向動力刀座

External Coolant  
外部出水

Gear Ratio 齒輪比 1 : 1 R.P.M. Max. 轉速最高 4,000 RPM



Unit : mm

Model No.	A	B	D	E	F	G	H	I	J	K	L	M	N	N.W.(KG)
THB-B04.55-30J	55	64	30	39.5	66	40/63	50/73	ER25(2~16)	42	12	45	69	86.5	3
THB-B05.65-40J	65	76	40	49	81.5	63/70	75/82	ER32(3~20)	50	16	51	93	101	5.1
THB-B05.65-40K	65	76	40	49	79.7	63/70	75/82	ER32(3~20)	50	16	51	101	101	5.6

※ Further option: 6000RPM 另有 6000RPM 可供選擇

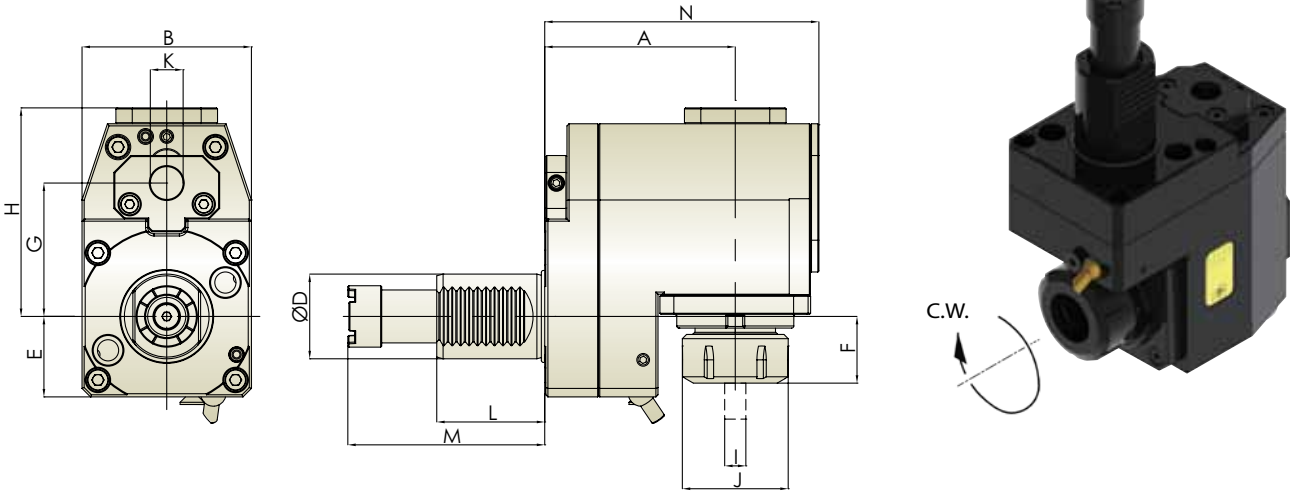


## Radial Offset Tool Holder 徑向後縮動力刀座

External Coolant  
外部出水

 Gear Ratio 齒輪比	1 : 1	 R.P.M. Max. 轉速最高	4,000 RPM
---	-------	---	-----------

- Tool Holder is produced in accordance with DIN 69880.
- Driven Coupling is according to OKUMA VDI.
- ER Collet is according to DIN 6499.
- For left hand and right hand turret.
- 接合面依據DIN 69880
- 傳動軸為 OKUMA VDI
- 輸出軸筒夾為DIN 6499
- 同時適用於左手型刀塔及右手型刀塔



Unit : mm

Model No.	A	B	D	E	F	G	H	I	J	K	L	M	N	N.W.(KG)
THB-D04.70-30J	70	64	30	32	37	40/63	75	ER25(2~16)	42	12	45	69	101.5	4
THB-D05.90-40J	90	80	40	38	29.7	63/70	98.5	ER32 (3~20)	50	15.5	51	93	129.5	7.5
THB-D05.90-40K	90	80	40	38	29.7	63/70	98.5	ER32 (3~20)	50	15.5	51	101	129.5	7.8

※ Further option: 6000RPM 另有 6000RPM 可供選擇

# Driven & Static Tool Holder

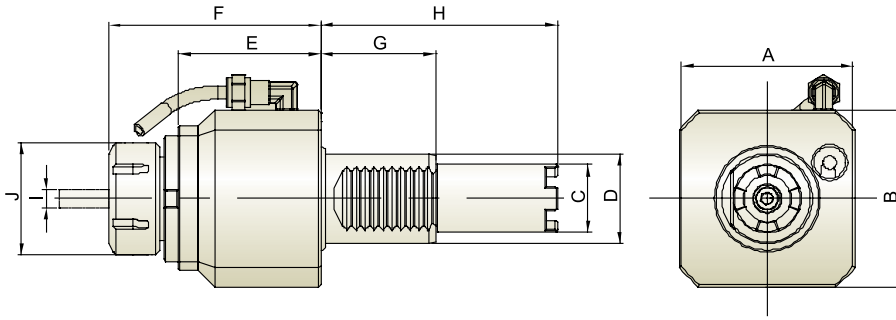


## Axial Tool Holder 軸向動力刀座

External Coolant  
外部出水

R.P.M. Max.  
轉速最高 6,000 RPM

- Tool Holder is produced in accordance with DIN 69880.
- Driven Coupling is according to HAAS.
- ER Collet is according to DIN 6499.
- For left hand and right hand turret.
- 接合面依據DIN 69880
- 傳動軸為HAAS
- 輸出軸筒夾為DIN 6499
- 同時適用於左手型刀塔及右手型刀塔



Unit : mm

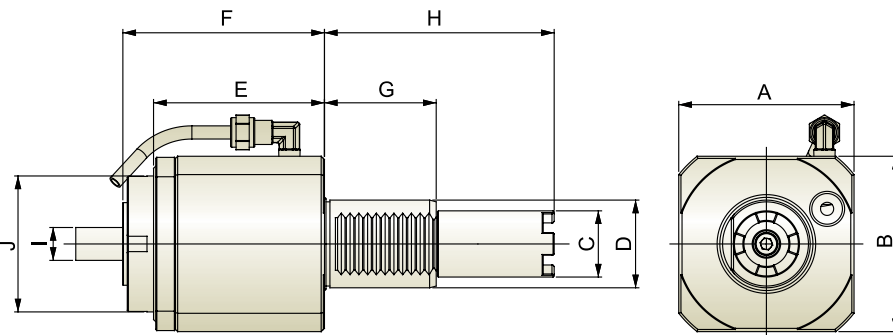
Model No.	A	B	C	D	E	F	G	H	I	J	N.W.(KG)
THB-A05-40E	78	78	30	40	58	90.3	51	104.85	ER32 (3~20)	50	3.4
THB-A05-40F	78	78	30	40	58	90.3	51	117.55	ER32 (3~20)	50	3.4
THB-A05-40G	78	78	30	40	58	90.3	51	130.55	ER32(3~20)	51	3.4
THB-A06-40E	80	80	30	40	78	119	51	104.85	ER40 (4~26)	63	4.4
THB-A06-40F	80	80	30	40	78	119	51	117.55	ER40 (4~26)	63	4.4
THB-A06-40G	80	80	30	40	58	119	51	130.55	ER32(3~20)	51	3.4

HAAS

## Axial Female Thread Tool Holder 軸向內牙動力刀座

External Coolant  
外部出水

R.P.M. Max.  
轉速最高 6,000 RPM



Unit : mm

Model No.	A	B	C	D	E	F	G	H	I	J	N.W.(KG)
THB-A12-40E	80	80	30	40	78	92	51	104.85	ER32 (3~20)	62	3.4
THB-A12-40F	80	80	30	40	78	92	51	117.55	ER32 (3~20)	62	3.4
THB-A12-40G	80	80	30	40	78	92	51	130.55	ER32 (3~20)	62	3.4

# Driven & Static Tool Holder

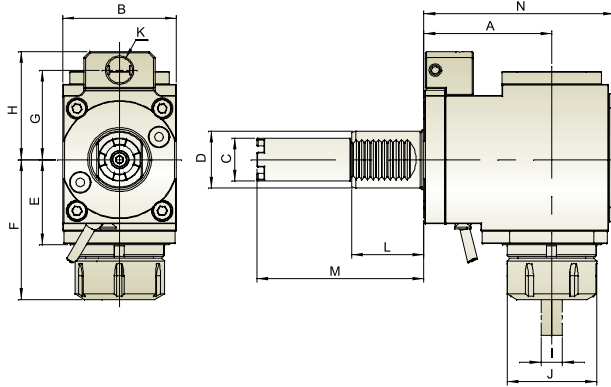


## Radial Tool Holder 徑向動力刀座

External Coolant  
外部出水

 Gear Ratio 齒輪比	1:1	 R.P.M. Max. 轉速最高	4,000 RPM
---	-----	---	-----------

- Tool Holder is produced in accordance with DIN 69880.
- Driven Coupling is according to HAAS.
- ER Collet is according to DIN 6499.
- For left hand and right hand turret.
- 接合面依據DIN 69880
- 傳動軸為HAAS
- 輸出軸筒夾為DIN 6499
- 同時適用於左手型刀塔及右手型刀塔



Unit : mm




Model No.	A	B	C	D	E	F	G	H	I	J	K	L	M	N	N.W.(KG)
THB-B05.65-40E	65	76	30	40	49	81.5	63/70	75/82	ER32 (3~20)	50	16	51	104.85	101	5.1
THB-B05.65-40F	65	76	30	40	49	81.5	63/70	75/82	ER32 (3~20)	50	16	51	117.55	101	5.1
THB-B05.65-40G	65	76	30	40	49	81.5	63/70	75/82	ER32 (3~20)	51	15.5	51	130.55	101	5.1
THB-B06.90-40E	90	80	30	40	60	98.5	63/70	76	ER40 (4~26)	63	16	51	104.85	134	8.1
THB-B06.90-40F	90	80	30	40	60	98.5	63/70	76	ER40 (4~26)	63	16	51	117.55	134	8.1
THB-B06.90-40G	90	80	30	40	60	98.5	63/70	76	ER40 (4~26)	63	16	51	130.55	134	8.1

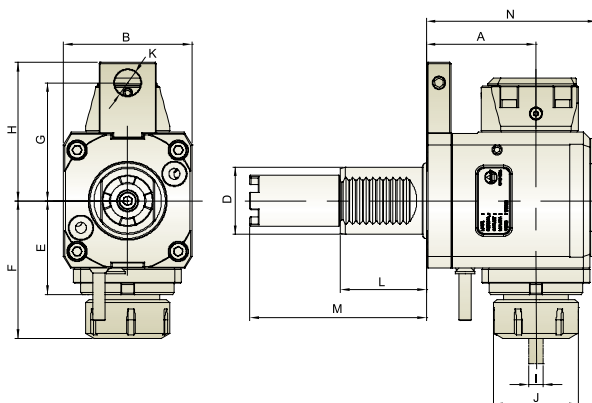
※ Further option : 6000 RPM 另有 6000RPM 可供選擇

HAAS

## Radial Tool Holder 徑向動力刀座

Internal Coolant  
中心出水

 Gear Ratio 齒輪比	1:1	 R.P.M. Max. 轉速最高	4,000 RPM	 Internal Coolant 中心冷卻出水	30 bar
---	-----	---	-----------	--	--------



Unit : mm

Model No.	A	B	D	E	F	G	H	I	J	K	L	M	N	N.W.(KG)
THB-B05.65-40EI	65	76	40	49	81.5	63/70	75/82	ER32 (3~20)	50	16	51	104.85	101	5.1
THB-B05.65-40FI	65	76	40	49	81.5	63/70	75/82	ER32 (3~20)	50	16	51	117.55	101	5.1
THB-B05.65-40GI	65	76	40	49	81.5	63/70	75/82	ER32 (3~20)	50	16	51	130.55	101	5.1
THB-B06.90-40EI	90	80	40	60	98.5	63/70	75/82	ER40 (4~26)	63	16	51	104.85	134	8.3
THB-B06.90-40FI	90	80	40	60	98.5	63/70	75/82	ER40 (4~26)	63	16	51	117.55	134	8.3
THB-B06.90-40GI	90	80	40	60	98.5	63/70	75/82	ER40 (4~26)	63	16	51	130.55	134	8.3

※ Further option : 6000 RPM 另有 6000RPM 可供選擇

# Driven & Static Tool Holder

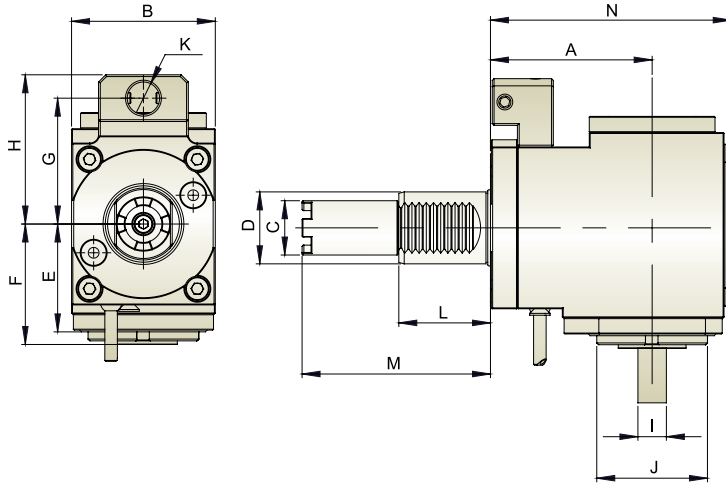


## Radial Female Thread Tool Holder 徑向內牙動力刀座

External Coolant  
外部出水

Gear Ratio 齒輪比	1:1	R.P.M. Max. 轉速最高	4,000 RPM
-------------------	-----	---------------------	-----------

- Tool Holder is produced in accordance with DIN 69880.
- Driven Coupling is according to HAAS.
- ER Collet is according to DIN 6499.
- For left hand and right hand turret.
- 接合面依據DIN 69880
- 傳動軸為HAAS
- 輸出軸筒夾為DIN 6499
- 同時適用於左手型刀塔及右手型刀塔



Unit : mm

Model No.	A	B	C	D	E	F	G	H	I	J	K	L	M	N	N.W.(KG)
THB-B12.90-40E	90	80	30	40	60	67	63/70	75/83	ER32 (3~20)	62	16	51	104.85	134	5.1
THB-B12.90-40F	90	80	30	40	60	67	63/70	75/83	ER32 (3~20)	62	16	51	117.55	134	5.1
THB-B12.90-40G	90	80	30	40	60	67	63/70	75/83	ER32 (3~20)	62	16	51	130.55	134	5.1

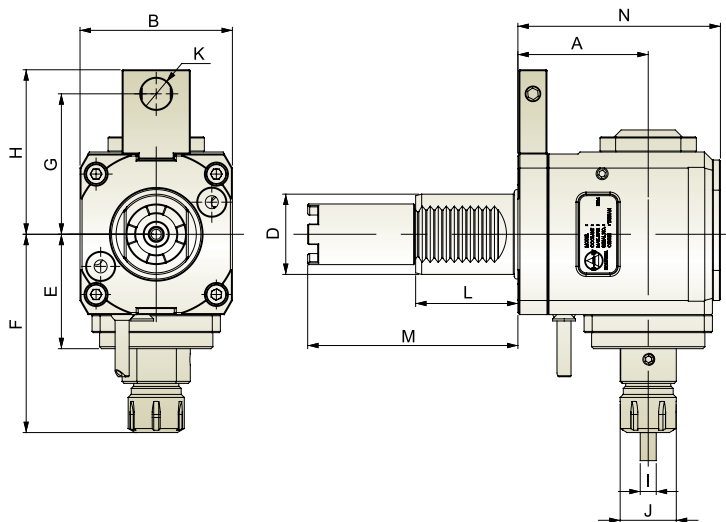
※ Further option : 6000 RPM 另有 6000RPM 可供選擇

HAAS

## Radial ER Tapping Tool Holder 徑向 ER 彈性攻牙動力刀座

External Coolant  
外部出水

Gear Ratio 齒輪比	1:1	R.P.M. Max. 轉速最高	3,000 RPM
-------------------	-----	---------------------	-----------



Unit : mm

Model No.	A	B	D	E	F	G	H	I	J	K	L	M	N	N.W.(KG)
THB-B15.65-40E	65	76	40	57	99	56/63/70	68/75/82	M3~M12	34	16	51	104.85	101	4.9
THB-B15.65-40F	65	76	40	57	99	56/63/70	68/75/82	M3~M12	34	16	51	117.55	101	4.9
THB-B15.65-40G	65	76	40	57	99	56/63/70	68/75/82	M3~M12	34	16	51	130.55	101	4.9

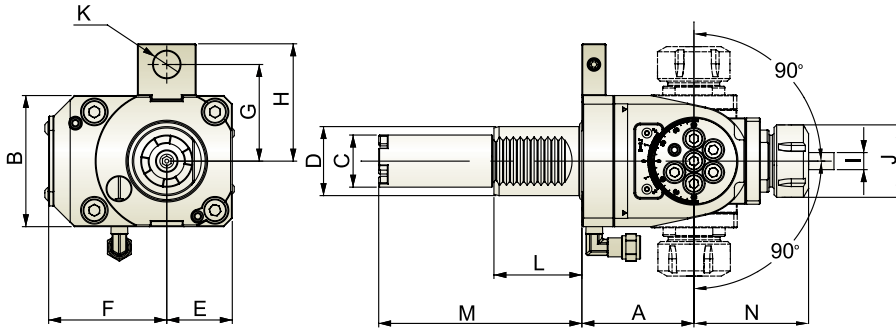


## Angle Adjustable Tool Holder 萬向動力刀座

External Coolant  
外部出水

 Gear Ratio 齒輪比	1:1	 R.P.M. Max. 轉速最高	4,000 RPM
---	-----	---	-----------

- Tool Holder is produced in accordance with DIN 69880.
- Driven Coupling is according to HAAS.
- ER Collet is according to DIN 6499.
- For left hand and right hand turret.
- Cutting degree can be set from +90 to -90 degree for various applications.
- 接合面依據DIN 69880
- 傳動軸為HAAS
- 輸出軸筒夾為DIN 6499
- 同時適用於左手型刀塔及右手型刀塔
- 擺動角度+90度至-90度



Unit : mm

Model No.	A	B	C	D	E	F	G	H	I	J	K	L	M	N	N.W.(KG)
THB-E04.65-40E	65	76	30	40	38	68.5	63/70	75/82	ER25 (2~16)	42	16	51	104.85	85	4.65
THB-E04.65-40F	65	76	30	40	38	68.5	63/70	75/82	ER25 (2~16)	42	16	51	117.55	85	4.65
THB-E04.65-40G	65	76	30	40	38	68.5	63/70	75/82	ER25 (2~16)	42	16	51	130.55	85	4.65

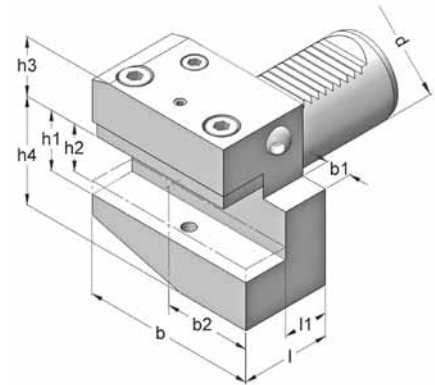
※ Optional Accessories : Hook Spanner. 另有選購配件：鉤型扳手



## THA-B Radial Tool Holder 徑向外徑刀座

### B1 Type

Radial Tool Holder  
form B1 right hand, short  
徑向外徑右手型刀座

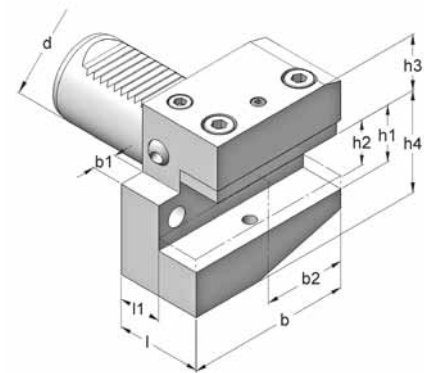


Model No.	d	b	b1	b2	h1	h2	h3	h4	l	l1	Ref. No.
THA-B1-3020	30	70	10	35	20	16	28	38	40	22	B1-30x20x40
THA-B1-4025	40	85	12.5	42.5	25	20	32.5	38	44	22	B1-40x25x44
THA-B1-5032	50	100	16	50	32	25	35	60	55	30	B1-50x32x55

Unit : mm

### B2 Type

Radial Tool Holder  
form B2 left hand, short  
徑向外徑左手型刀座

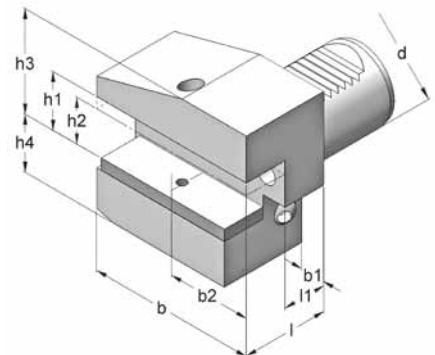


Model No.	d	b	b1	b2	h1	h2	h3	h4	l	l1	Ref. No.
THA-B2-3020	30	70	10	35	20	16	28	38	40	22	B2-30x20x40
THA-B2-4025	40	85	12.5	42.5	25	20	32.5	48	44	22	B2-40x25x44
THA-B2-5032	50	100	16	50	32	25	35	60	55	30	B2-50x32x55

Unit : mm

### B3 Type

Radial Tool Holder Overhead  
form B3 right hand, short  
徑向外徑右手型刀座

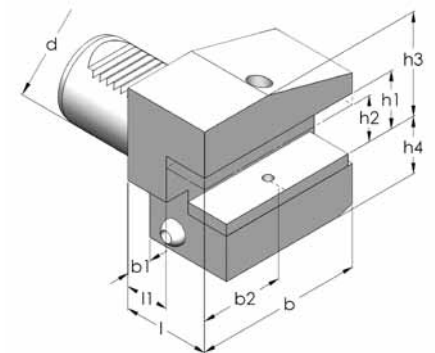


Model No.	d	b	b1	b2	h1	h2	h3	h4	l	l1	Ref. No.
THA-B3-3020	30	70	10	35	20	16	38	35	40	22	B3-30x20x40
THA-B3-4025	40	85	12.5	42.5	25	20	48	42.5	44	22	B3-40x25x44
THA-B3-5032	50	100	16	50	32	25	60	50	55	30	B3-50x32x55

Unit : mm

### B4 Type

Radial Tool Holder Overhead  
form B4 left hand, short  
徑向外徑左手型刀座



Model No.	d	b	b1	b2	h1	h2	h3	h4	l	l1	Ref. No.
THA-B4-3020	30	70	10	35	20	16	38	35	40	22	B4-30x20x40
THA-B4-4025	40	85	12.5	42.5	25	20	48	42.5	44	22	B4-40x25x44
THA-B4-5032	50	100	16	50	32	25	60	50	55	30	B4-50x32x55

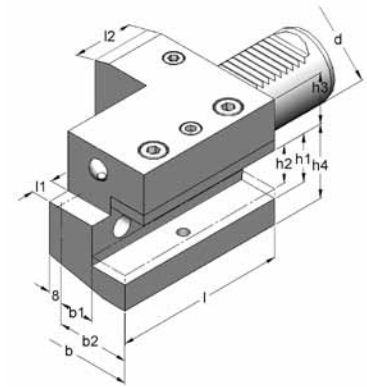
Unit : mm



## THA-C Axial Tool Holder 軸向外徑刀座

### C1 Type

Axial Tool Holder  
form C1 right hand, short  
軸向外徑右手型刀座

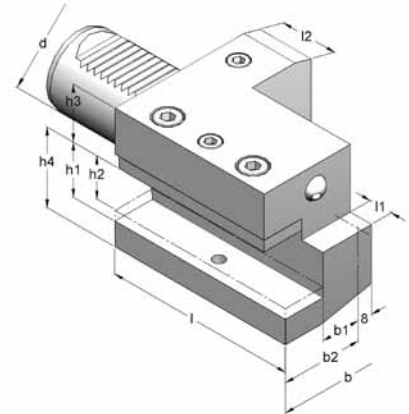


Model No.	d	b	b1	b2	h1	h2	h3	h4	l	l1	l2	Ref. No.
THA-C1-3020	30	70	17	35	20	16	28	38	70	10	30	C1-30x20x75
THA-C1-4025	40	85	20.5	42.5	25	20	32.5	48	85	12.5	30	C1-40x25x85
THA-C1-5032	50	100	25.5	50	32	25	35	60	100	16	40	C1-50x32x100

Unit : mm

### C2 Type

Axial Tool Holder  
form C2 left hand, short  
軸向外徑左手型刀座

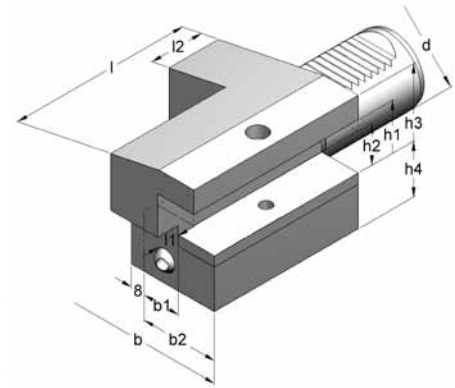


Model No.	d	b	b1	b2	h1	h2	h3	h4	l	l1	l2	Ref. No.
THA-C2-3020	30	74	21	39	20	16	28	38	70	10	30	C2-30x20x75
THA-C2-4025	40	90	25.5	47.5	25	20	32.5	48	85	12.5	30	C2-40x25x80
THA-C2-5032	50	105	30.5	55	32	25	35	60	100	16	40	C2-50x32x100

Unit : mm

### C3 Type

Axial Tool Holder Overhead form  
C3 right hand, short  
軸向外徑右手型刀座

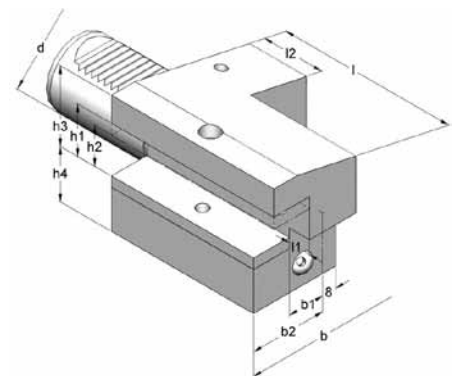


Model No.	d	b	b1	b2	h1	h2	h3	h4	l	l1	l2	Ref. No.
THA-C3-3020	30	70	17	35	20	16	28	38	70	10	30	C3-30x20x75
THA-C3-4025	40	85	20.5	42.5	25	20	32.5	48	85	12.5	30	C3-40x25x80
THA-C3-5032	50	100	25.5	50	32	25	35	60	100	16	40	C3-50x32x100

Unit : mm

### C4 Type

Axial Tool Holder Overhead form  
C4 left hand, short  
軸向外徑左手型刀座



Model No.	d	b	b1	b2	h1	h2	h3	h4	l	l1	l2	Ref. No.
THA-C4-3020	30	74	21	39	20	16	28	38	70	10	30	C4-30x20x75
THA-C4-4025	40	90	25.5	47.5	25	20	32.5	48	85	12.5	30	C4-40x25x80
THA-C4-5032	50	105	30.5	55	32	25	35	60	100	16	40	C4-50x32x100

Unit : mm



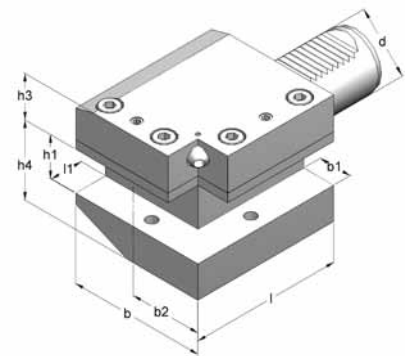


## THA-BC Radial-Axial Tool Holder 徑向 - 軸向外徑刀座

### B1/C1 Type

Radial-Axial Tool Holder  
form B1/C1 right hand

徑向 - 軸向外徑右手型刀座



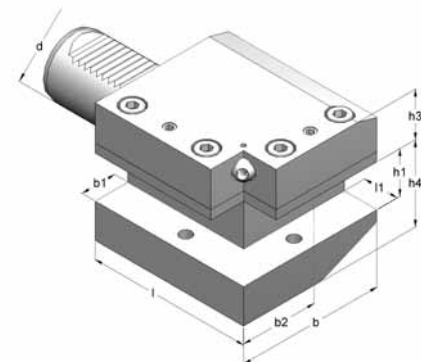

Model No.	d	b	b1	b2	h1	h2	h3	h4	l	l1	Ref. No.
THA-BC1-3020	30	70	18	35	20	16	38	35	70	18	B1/C1-30x20x70
THA-BC1-4025	40	85	22	42.5	25	20	48	42.5	100	25	B1/C1-40x25x100
THA-BC1-5032	50	100	24	50	32	25	60	50	120	25	B1/C1-50x32x120

Unit : mm

### B2/C2 Type

Radial-Axial Tool Holder  
form B2/C2 left hand

徑向 - 軸向外徑左手型刀座



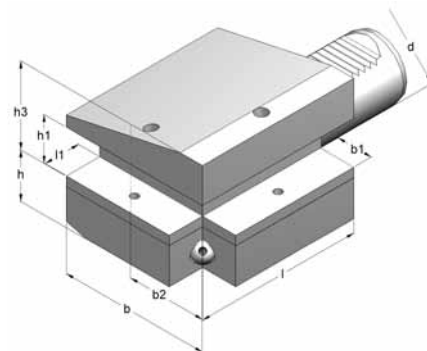
Model No.	d	b	b1	b2	h1	h2	h3	h4	l	l1	Ref. No.
THA-BC2-3020	30	74	18	39	20	16	38	35	70	18	B2/C2-30x20x70
THA-BC2-4025	40	90	22	47.5	25	20	48	42.5	100	25	B2/C2-40x25x100
THA-BC2-5032	50	105	24	55	32	25	60	50	120	25	B2/C2-50x32x120

Unit : mm

### B3/C3 Type

Radial-Axial Tool Holder Overhead  
form B3/C3 right hand

徑向 - 軸向外徑右手型刀座



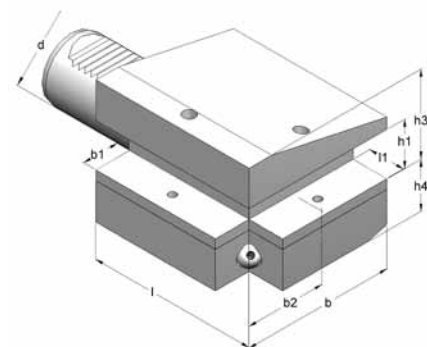
Model No.	d	b	b1	b2	h1	h2	h3	h4	l	l1	Ref. No.
THA-BC3-3020	30	70	18	35	20	16	38	35	70	18	B3/C3-30x20x70
THA-BC3-4025	40	85	22	42.5	25	20	48	42.5	100	25	B3/C3-40x25x100
THA-BC3-5032	50	100	24	50	32	25	60	50	120	25	B3/C3-50x32x120

Unit : mm

### B4/C4 Type

Radial-Axial Tool Holder Overhead form  
B4/C4 left hand

徑向 - 軸向外徑左手型刀座

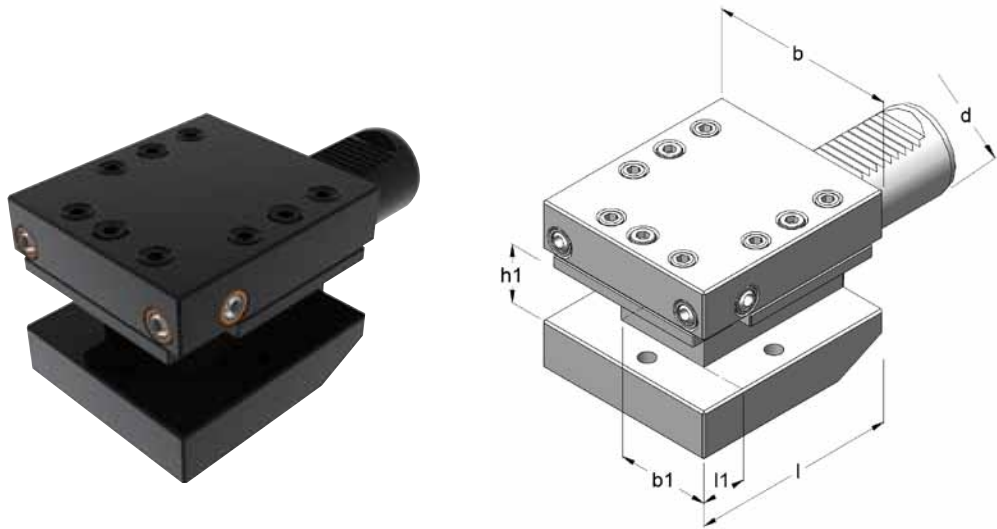


Model No.	d	b	b1	b2	h1	h2	h3	h4	l	l1	Ref. No.
THA-BC4-3020	30	74	18	39	20	16	38	35	70	18	B4/C4-30x20x70
THA-BC4-4025	40	90	22	47.5	25	20	48	42.5	100	25	B4/C4-40x25x100
THA-BC4-5032	50	105	24	55	32	25	60	50	120	25	B4/C4-50x32x120

Unit : mm



## THA-D Multiple Tool Holder 萬向外徑刀座



### D1 Type

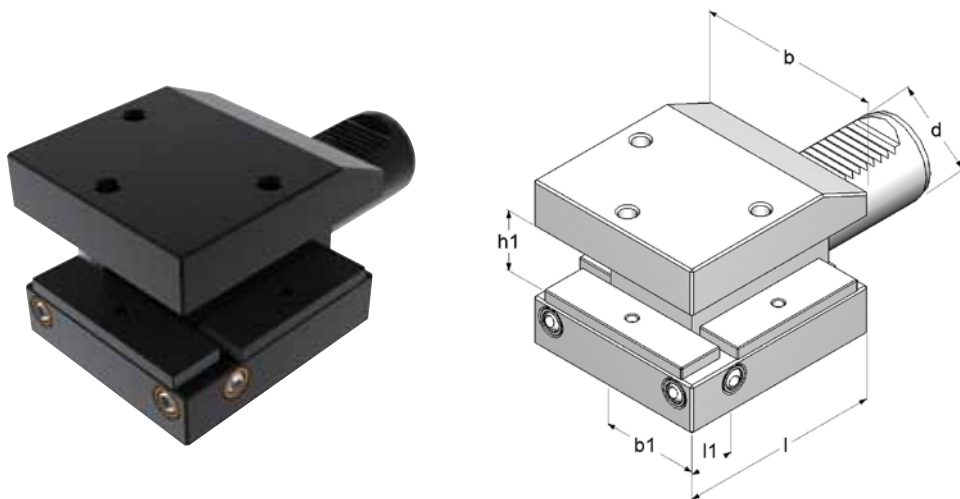
Multiple Tool Holder form D1

萬向外徑刀座

Model No.	d	b	b1	h1	l	l1	Ref. No.
THA-D1-3020	30	76	35	20	60	18	D1-30x20
THA-D1-4025	40	90	42.5	25	72	22	D1-40x25
THA-D1-5032	50	105	50	32	85	25	D1-50x32

Unit : mm

VDI STATIC



### D2 Type

Multiple Tool Holder form D2

萬向外徑刀座

Model No.	d	b	b1	h1	l	l1	Ref. No.
THA-D2-3020	30	76	35	20	60	18	D2-30x20
THA-D2-4025	40	90	42.5	25	72	22	D2-40x25
THA-D2-5032	50	105	50	32	85	25	D2-50x32

Unit : mm



## THA-E Tool Holder 内徑刀座

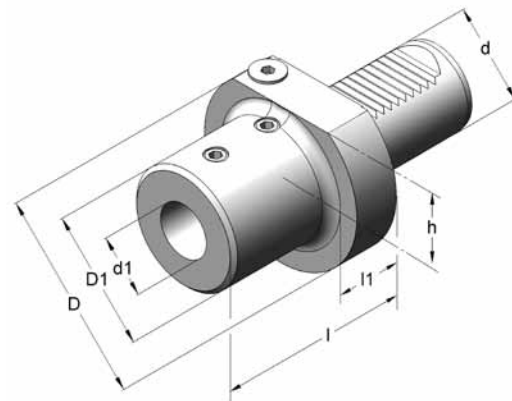
### E1 Type

Tool Holder form E1 for U Drill

内徑 U-Drill 刀座

Model No.	d	d1	D	D1	h	l	l1	Ref. No.
THA-E1-3016	30	16	68	34	28	66	22	E1-30x16
THA-E1-3020	30	20	68	40	28	66	22	E1-30x20
THA-E1-3025	30	25	68	45	28	71	22	E1-30x25
THA-E1-3032	30	32	68	52	28	75	22	E1-30x32
THA-E1-4016	40	16	83	34	32.5	66	22	E1-40x16
THA-E1-4020	40	20	83	40	32.5	66	22	E1-40x20
THA-E1-4025	40	25	83	45	32.5	71	22	E1-40x25
THA-E1-4032	40	32	83	52	32.5	75	22	E1-40x32
THA-E1-4040	40	40	83	60	32.5	85	22	E1-40x40
THA-E1-5020	50	20	98	40	35	66	30	E1-50x20
THA-E1-5025	50	25	98	45	35	71	30	E1-50x25
THA-E1-5032	50	32	98	52	35	75	30	E1-50x32
THA-E1-5040	50	40	98	60	35	85	30	E1-50x40
THA-E1-5050	50	50	98	70	35	95	30	E1-50x50

Unit : mm



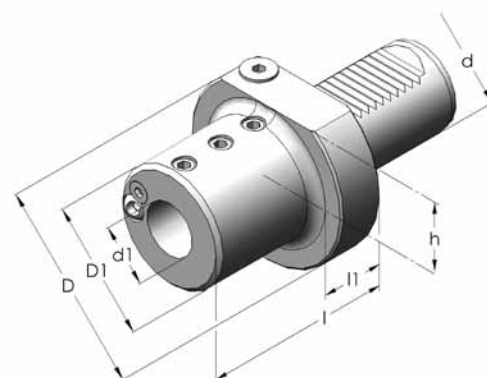
### E2 Type

Side Lock Tool Holder form E2

内孔側固式刀座

Model No.	d	d1	D	D1	h	l	l1	Ref. No.
THA-E2-3008	30	8	68	55	28	60	22	E2-30x08
THA-E2-3010	30	10	68	55	28	60	22	E2-30x10
THA-E2-3012	30	12	68	55	28	60	22	E2-30x12
THA-E2-3016	30	16	68	55	28	60	22	E2-30x16
THA-E2-3020	30	20	68	55	28	60	22	E2-30x20
THA-E2-3025	30	25	68	55	28	60	22	E2-30x25
THA-E2-3032	30	32	68	-	28	75	-	E2-30x32
THA-E2-4008	40	8	83	55	32.5	75	22	E2-40x08
THA-E2-4010	40	10	83	55	32.5	75	22	E2-40x10
THA-E2-4012	40	12	83	55	32.5	75	22	E2-40x12
THA-E2-4016	40	16	83	55	32.5	75	22	E2-40x16
THA-E2-4020	40	20	83	55	32.5	75	22	E2-40x20
THA-E2-4025	40	25	83	55	32.5	75	22	E2-40x25
THA-E2-4032	40	32	83	-	32.5	75	-	E2-40x32
THA-E2-4040	40	40	83	-	32.5	75	-	E2-40x40
THA-E2-5020	50	20	98	68	35	90	30	E2-50x20
THA-E2-5025	50	25	98	68	35	90	30	E2-50x25
THA-E2-5032	50	32	98	68	35	90	30	E2-50x32
THA-E2-5040	50	40	98	-	35	90	-	E2-50x40
THA-E2-5050	50	50	98	-	35	100	-	E2-50x50

Unit : mm

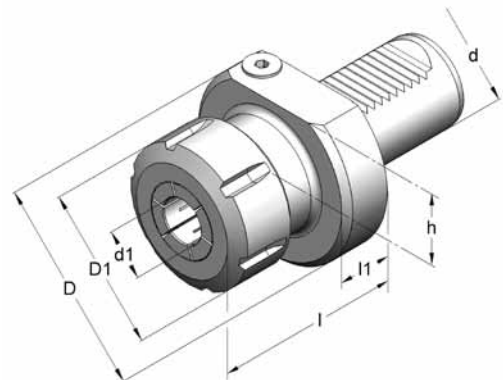




## THA-E Tool Holder 內徑刀座

### E4 Type

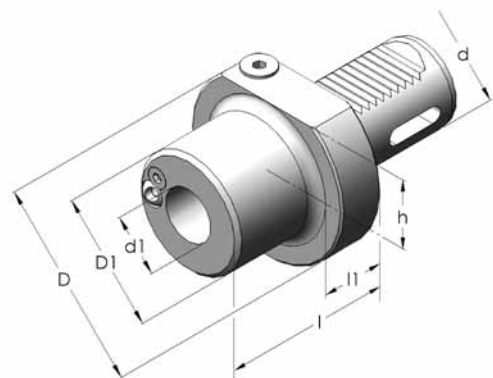
ER Collet Chuck Tool Holder form E4  
內孔 ER 筒夾式刀座



Model No.	d	d1	D	D1	l	ER	Ref. No.
THA-E4-3020	30	2-20	68	50	75	32	E4-30x20
THA-E4-3026	30	3-26	68	63	75	40	E4-30x26
THA-E4-4020	40	2-20	83	50	75	32	E4-40x20
THA-E4-4026	40	3-26	83	63	75	40	E4-40x26
THA-E4-5026	50	3-26	98	63	90	40	E4-50x26
THA-E4-5034	50	10-34	98	78	90	50	E4-50x34

Unit : mm

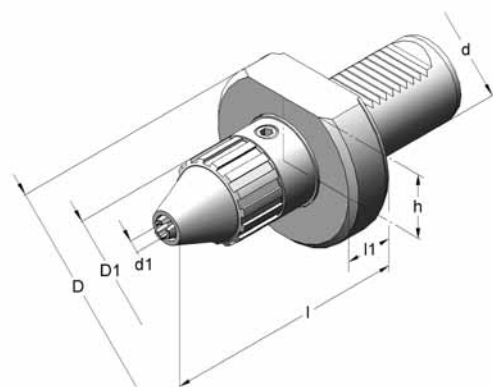
## THA-F Morse Taper Tool Holder 內孔莫式刀座



Model No.	d	d1	D	D1	h	l	l1	Ref. No.
THA-F1-30MT1	30	1	68	52	28	25	20	F30-MK-DK1
THA-F1-30MT2	30	2	68	58	28	25	20	F30-MK-DK2
THA-F1-30MT3	30	3	68	68	28	40	20	F30-MK-DK3
THA-F1-40MT2	40	2	83	58	32.5	34	25	F40-MK-DK2
THA-F1-40MT3	40	3	83	64	32.5	58	25	F40-MK-DK3
THA-F1-40MT4	40	4	83	72	32.5	86	25	F40-MK-DK4
THA-F1-50MT2	50	2	98	-	35	25	-	F50-MK-DK2
THA-F1-50MT3	50	3	98	64	35	42	25	F50-MK-DK3
THA-F1-50MT4	50	4	98	72	35	71	25	F50-MK-DK4

Unit : mm

## THA-G Quick Locking Drill Chuck 鑽孔夾頭刀座



Model No.	d	d1	D	D1	h	l	l1
THA-G1-3013	30	1-13	68	43	28	81	18
THA-G1-4013	40	1-13	83	43	32.5	77	18
THA-G1-4016	40	2.5-16	83	56	32.5	95	18
THA-G1-5016	50	2.5-16	98	56	35	95	18

Unit : mm



## THA-T Radial Boring Bar Tool Holder 徑向側固式內孔刀座

• Optional Accessories 選購配件：

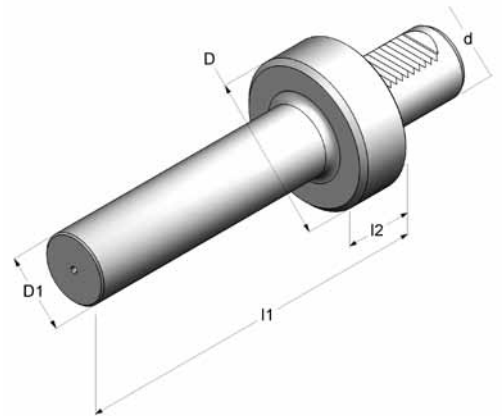


Model No.	d	d1	b	h	l	l1
THA-T1-303285	30	32	70	64	110	85
THA-T1-3032100	30	32	70	64	125	100
THA-T1-4032100	40	32	85	76	125	100
THA-T1-4032120	40	32	85	76	145	120
THA-T1-4040100	40	40	85	76	129	100
THA-T1-4040120	40	40	85	76	149	120

Unit : mm

※ Further option : internal coolant. 另有中心出水可供選擇。

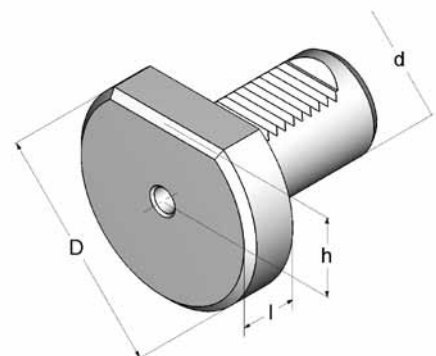
## THA-TA Test Arbor 測試棒



Model No.	d	D	D1	l1	l2
THA-TA-30	30	68	30	190	30
THA-TA-40	40	83	40	190	30
THA-TA-50	50	98	50	190	30

Unit : mm

## THA-Z Plug 防塵蓋



Model No.	d	D	h	l
THA-Z2-30	30	68	28	16
THA-Z2-40	40	83	32.5	12
THA-Z2-50	50	98	35	12

Unit : mm

# Driven & Static Tool Holder

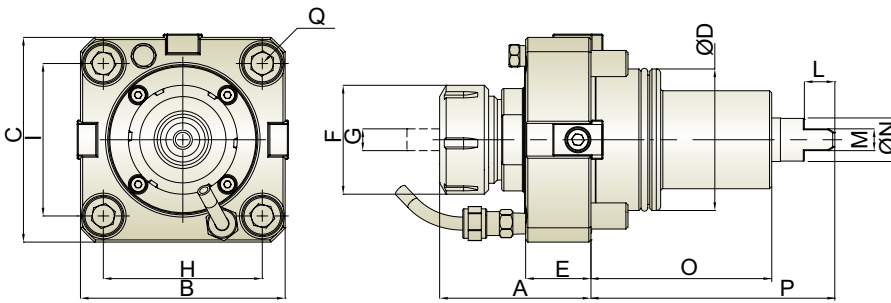


## Axial Tool Holder 軸向動力刀座

External Coolant  
外部出水

R.P.M. Max. 轉速最高 6,000 RPM

- Driven Coupling is according to DIN 1809. ● 傳動軸為1809
- ER Collet is according to DIN 6499. ● 輸出軸筒夾為DIN 6499



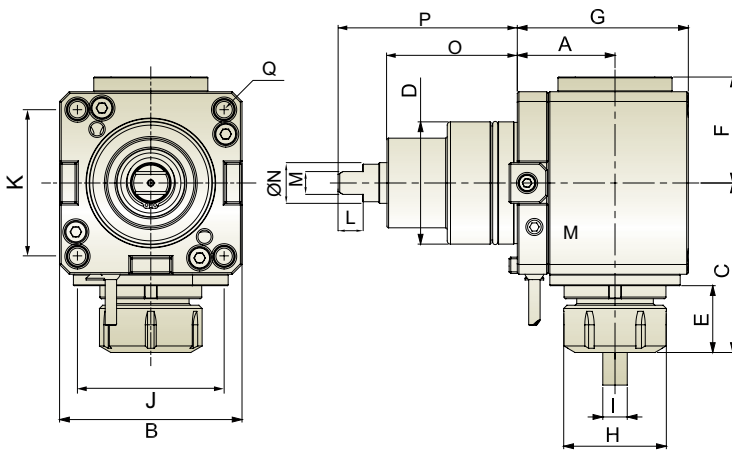
Unit : mm

Model No.	A	B	C	D	E	F	G	H	I	L	M	N	O	P	Q	N.W.(KG)
THM-A04-55A	56.7	85	85	55	29	42	ER25 (2~16)	64	64	10	8	17	75	103.5	M10	3.3
THM-A05-65A	68.5	94	94	65	30	50	ER32 (3~20)	73	70	14	10	20	81	111.5	M12	4.2
THM-A06-75A	78	112	112	75	30	63	ER40 (4~26)	90	90	15	14	23	80	110	M12	5.2
THM-A07-85A	108	125	125	85	44	78	ER50 (12~34)	100	100	20	16	27.5	96	136	M12	10.8

## Radial Tool Holder 徑向動力刀座

External Coolant  
外部出水

Gear Ratio 齒輪比 1 : 1 R.P.M. Max. 轉速最高 4,000 RPM



Unit : mm

Model No.	A	B	C	D	E	F	G	H	I	J	K	L	M	N	O	P	Q	N.W.(KG)
THM-B04.60-55A	60	85	78.5	55	27.5	50	86	42	ER25 (2~16)	64	64	10	8	17	75	103.5	M10	7.5
THM-B05.72-65A	72	94	92	65	36	54.5	108	50	ER32 (3~20)	73	70	14	10	20	81	111.5	M12	9.8
THM-B05.100-65A	100	94	92	65	36	54.5	136	50	ER32 (3~20)	73	70	14	10	20	81	111.5	M12	10.4
THM-B06.60-75A	60	112	104	75	41	65	105	63	ER40 (4~26)	90	90	15	14	23	80	110	M12	11.6
THM-B06.90-75A	90	112	104	75	41	65	135	63	ER40 (4~26)	90	90	15	14	23	80	110	M12	14
THM-B06.125-75A	125	112	104	75	41	65	170	63	ER40 (4~26)	90	90	15	14	23	80	110	M12	17
THM-B07.110-85A	110	125	134.8	85	54.3	75.5	160	78	ER50 (12~34)	100	100	20	16	27.5	96	136	M12	23.3

\* Further option : 6000 RPM 另有 6000RPM 可供選擇

# Driven & Static Tool Holder

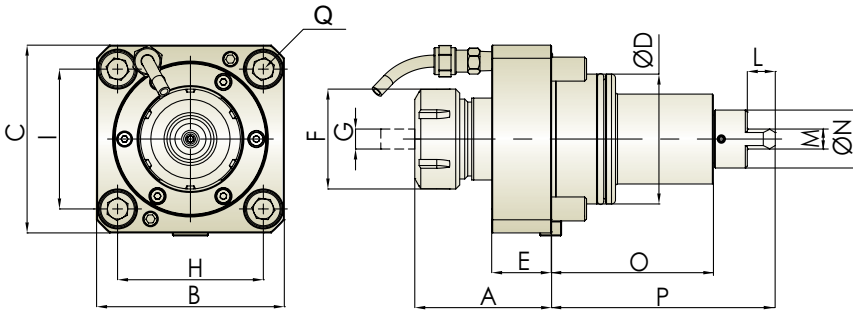


## Axial Tool Holder 軸向動力刀座

External Coolant  
外部出水

R.P.M. Max. 轉速最高 6,000 RPM

- Driven Coupling is according to DIN 1809. • 傳動軸為1809
- ER Collet is according to DIN 6499. • 輸出軸筒夾為DIN 6499




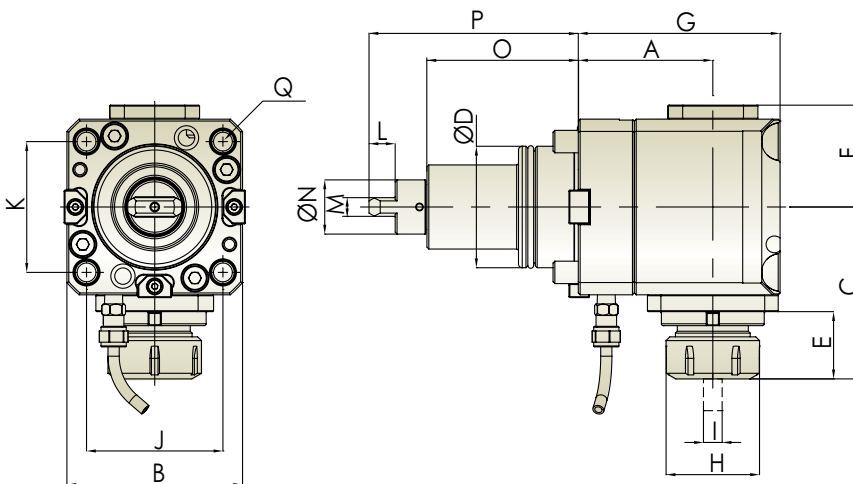
Unit : mm

Model No.	A	B	C	D	E	F	G	H	I	L	M	N	O	P	Q	N.W.(KG)
THM-A04-55C	56.7	85	85	55	29	43	ER25 (2~16)	64	64	10	8	29	75	103.5	M10	2.6
THM-A05-65C	68.5	94	94	65	30	50	ER32 (3~20)	73	70	14	10	29	81	111.5	M12	3.6

## Radial Tool Holder 徑向動力刀座

External Coolant  
外部出水

Gear Ratio 齒輪比 1 : 1 R.P.M. Max. 轉速最高 4,000 RPM



Unit : mm

Model No.	A	B	C	D	E	F	G	H	I	J	K	L	M	N	O	P	Q	N.W.(KG)
THM-B04.60-55C	60	85	78.5	55	27.5	50	86	43	ER25 (2~16)	64	64	10	8	29	75	103.5	M10	5.5
THM-B05.72-65C	72	94	92	65	36	54.5	108	50	ER32 (3~20)	73	70	14	10	29	81	111.5	M12	8.5

※ Further option : 6000 RPM 另有 6000RPM 可供選擇

DOOSAN


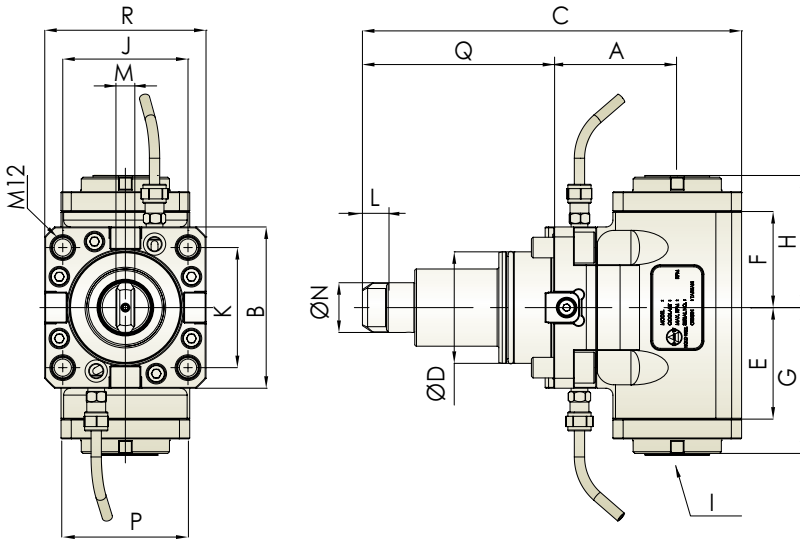


## Angle Adjustable Tool Holder 徑向內牙雙頭動力刀座

External Coolant  
外部出水

 Gear Ratio 齒輪比	1:1	 R.P.M. Max. 轉速最高	4,000 RPM
---	-----	---	-----------

- Driven Coupling is according to DIN 1809. ● 傳動軸為1809
- ER Collet is according to DIN 6499. ● 輸出軸筒夾為DIN 6499



Unit : mm

Model No.	A	B	C	D	E	F	G	H	I	J	K	L	M	N	P	Q	R	N.W.(KG)
THM-H11.70-55C	70	94	211	55	55	50	75	70	ER25(2~16)	64	64	8	10	29	75	103.5	85	7.3
THM-H12.72-65C	72	94	221	65	65	56	85	77	ER32(3~20)	73	70	10	14	29	75	111.5	94	8.4




# Driven & Static Tool Holder

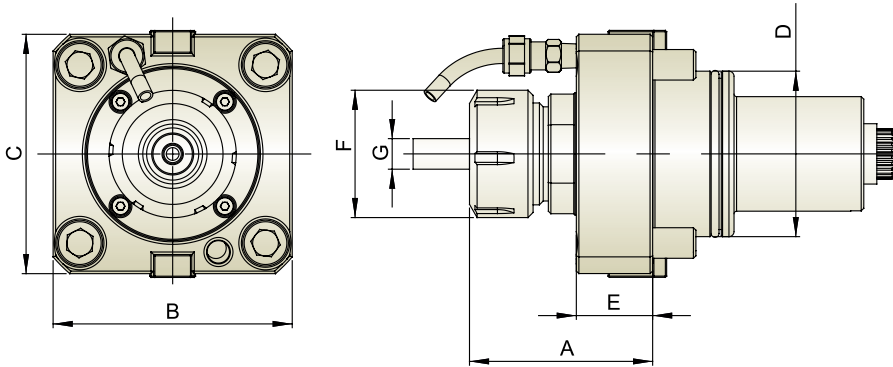


## Axial Tool Holder 軸向動力刀座

External Coolant  
外部出水

 R.P.M. Max. 6,000 RPM  
轉速最高

- Driven Coupling is according to DIN 5480. • 傳動軸為DIN 5480
- ER Collet is according to DIN 6499. • 輸出軸筒夾為DIN 6499



Unit : mm

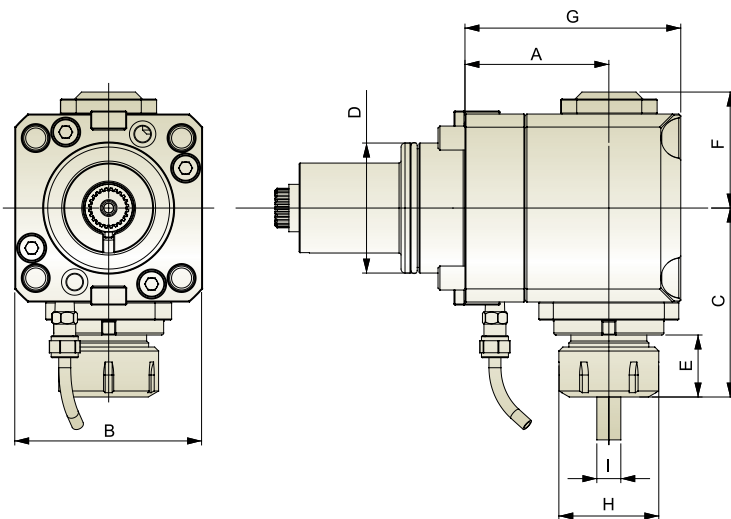
Model No.	A	B	C	D	E	F	G	N.W.(KG)
THM-A05-65B	63.5	94	94	65	30	50	ER32 (3~20)	4.2

## Radial Tool Holder 徑向動力刀座

External Coolant  
外部出水

 Gear Ratio 1 : 1  
齒輪比

 R.P.M. Max. 4,000 RPM  
轉速最高



Unit : mm

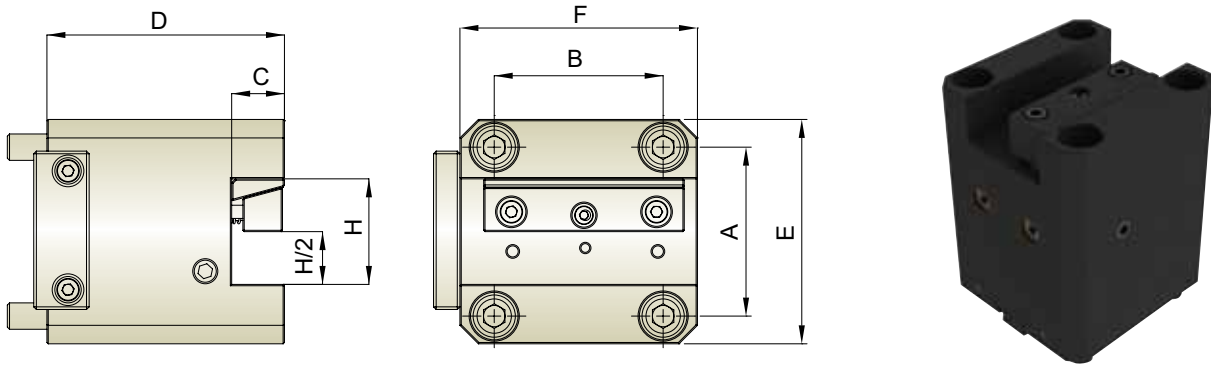
Model No.	A	B	C	D	E	F	G	H	I	N.W.(KG)
THM-B05.72-65B	72	94	95	65	34	60	108	50	ER32 (3~20)	9.8

\* Further option : 6000 RPM 另有 6000RPM 可供選擇

DOOSAN



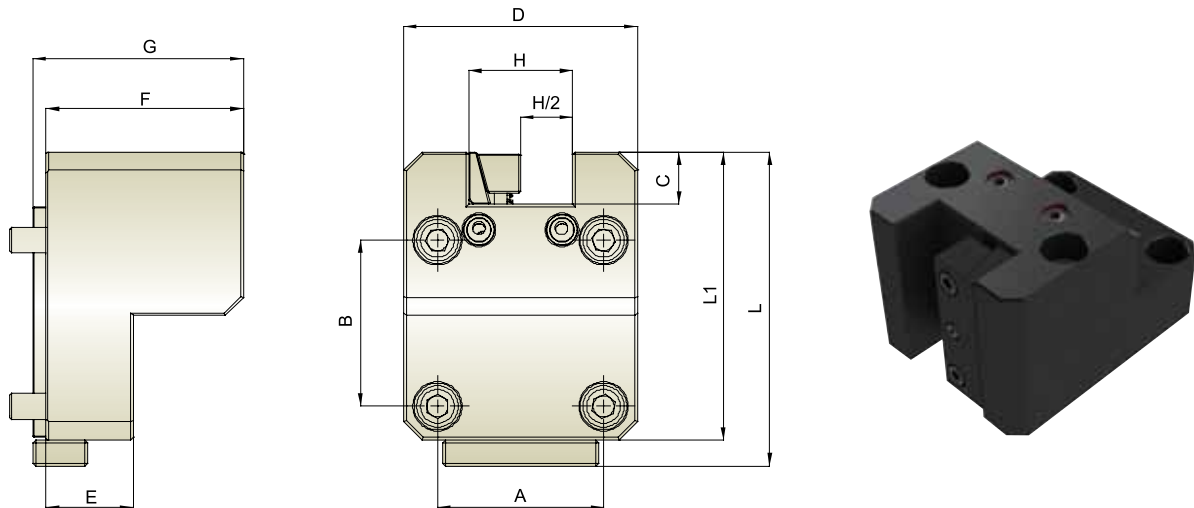
## Face and ID Tool Holder B1 端面内徑刀座 B1



Unit : mm

Model No.	A	B	C	D	H	H/2	E	F	N.W.(KG)	Suitable Machine
THL-DPM-B1-5520	64	64	20	90	40	20	85	90	4.4	PUMA 230, PUMA 240(M/MS), PUMA 280 LM, PUMA 1500/2000/2500(M/MS/Y/SY), PUMA 2100
THL-DPM-B1-5525	64	64	25	90	50	25	85	90	4.5	PUMA 230, PUMA 240(M/MS), PUMA 280 LM, PUMA 1500/2000/2500(M/MS/Y/SY), PUMA 2100
THL-DPM-B1-6525	73	70	25	125	50	25	96	100	8.2	PUMA300M/MS, PUMA2100/2600/3100 series
THL-DPM-B1-7525	90	90	25	135	50	25	112	120	12.8	PUMA400 - PUMA480M/LM/XLM
THL-DPM-B1-8532	100	100	32	142	64	32	125	125	15.1	PUMA600M/LM, PUMA700M/LM

## Face and OD Tool Holder C1 端面外徑刀座 C1

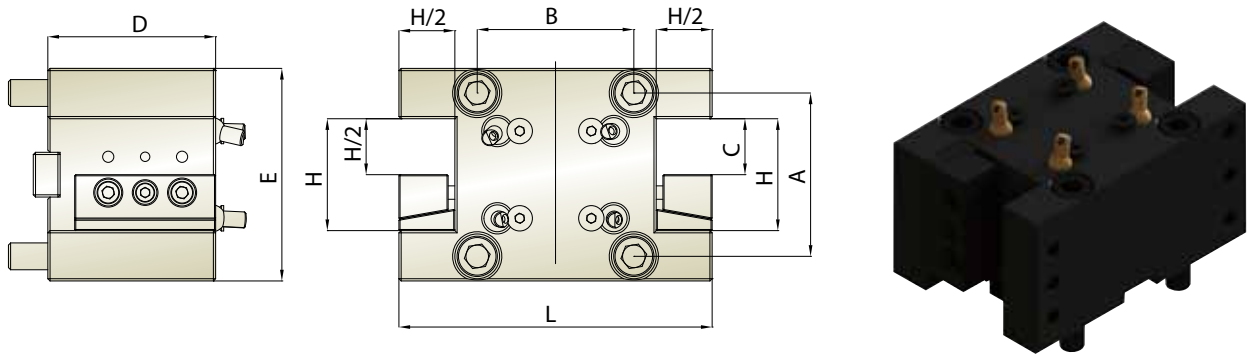


Unit : mm

Model No.	A	B	C	D	E	F	G	H	H/2	L	L1	N.W.(KG)	Suitable Machine
THL-DPM-C1-5520	64	64	20	90	33.5	76	81	40	20	121	111	3.9	PUMA 230, PUMA 240(M/MS), PUMA 280 LM, PUMA 1500/2000/2500(M/MS/Y/SY), PUMA 2100
THL-DPM-C1-5525	64	64	25	90	33.5	76	81	50	25	121	111	3.9	PUMA 230, PUMA 240(M/MS), PUMA 280 LM, PUMA 1500/2000/2500(M/MS/Y/SY), PUMA 2100
THL-DPM-C1-6525	73	70	25	96	40	82.5	87.5	50	25	143	131	5.6	PUMA300M/MS, PUMA2100/2600/3100 series
THL-DPM-C1-7525	90	90	25	112	34.8	85	90	50	25	155.5	145.5	7.1	PUMA400 - PUMA480M/LM/XLM
THL-DPM-C1-7532	90	90	32	112	50	100	105	64	32	162.5	152.5	8.1	PUMA400 - PUMA480M/LM/XLM
THL-DPM-C1-8532	100	100	32	125	50	100	105	64	32	175	165	10.5	PUMA600M/LM, PUMA700M/LM



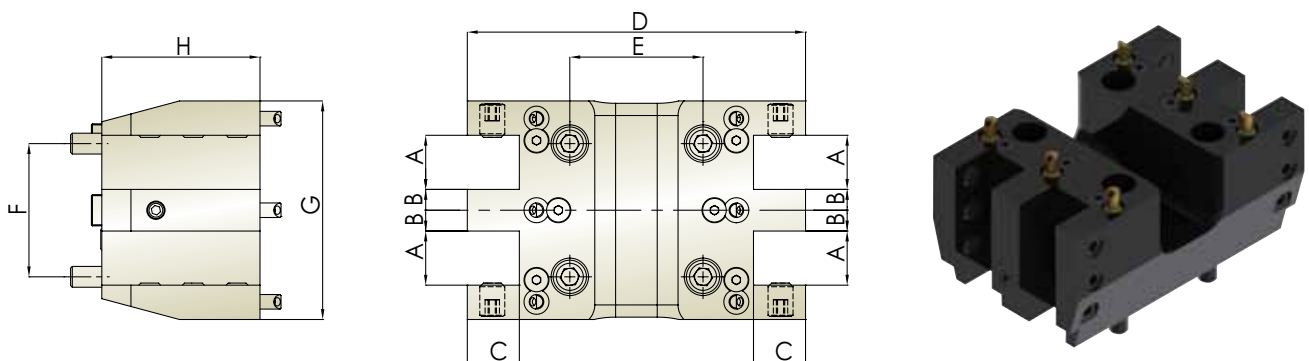
## Double Face and OD Tool Holder CD1 雙刃端面外徑刀座 CD1



Unit : mm

Model No.	A	B	C	D	E	H/2	H	L	N.W.(KG)	Suitable Machine
THL-DPM-CD1-5520	64	64	20	76	90	20	40	122	4.7	PUMA 230, PUMA 240(M/MS), PUMA 280 LM, PUMA 1500/2000/2500(M/MS/Y/SY), PUMA 2100
THL-DPM-CD1-6525	73	70	25	80	96	25	50	140	6.8	PUMA300M/MS, PUMA2100/2600/3100 series
THM-DPM-CD1-7532	90	90	32	85	112	32	64	177	8.5	PUMA400 - PUMA480M/LM/XLM

## Quadruple Face and OD Tool Holder CD2 四刃端面外徑刀座 CD2

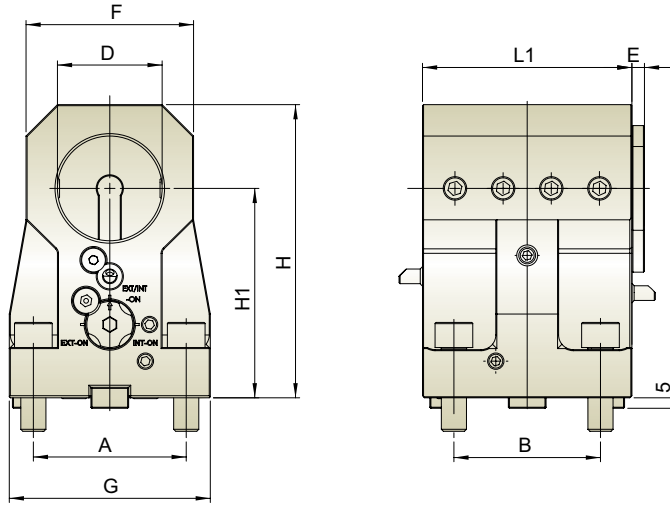


Unit : mm

Model No.	A	B	C	D	E	F	G	H	N.W.(KG)	Suitable Machine
THL-DPM-CD2-5525	25	10	25	162.5	64	64	105	76	5.75	PUMA 230, PUMA 240(M/MS), PUMA 280 LM, PUMA 1500/2000/2500(M/MS/Y/SY), PUMA 2100



## Boring Bar Tool Holder T1 (Adjustable Coolant) 徑向內孔刀座 T1 (可調式出水)

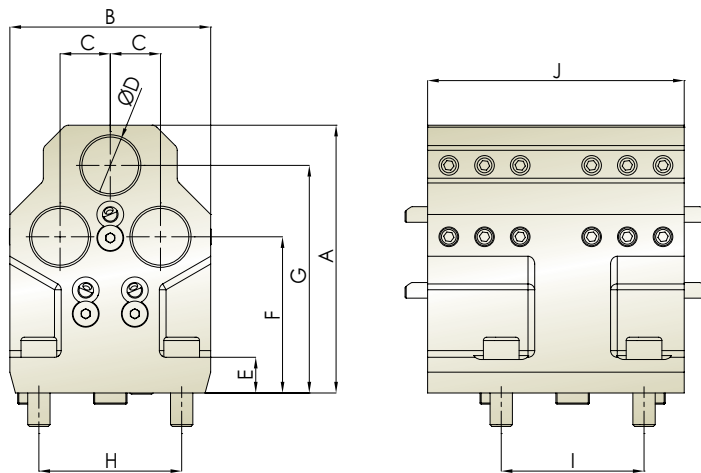


Unit : mm

Model No.	A	B	D	E	F	G	H	H1	L1	N.W.(KG)	Suitable Machine
THL-DPM-T1-554070-AI	64	64	40	6	70	85	101	70	95	3.9	PUMA 230, PUMA 240(M/MS), PUMA 280 LM, PUMA 1500/2000/2500(M/MS/Y/SY), PUMA 2100
THL-DPM-T1-6550100-AI	73	70	50	6	80	96	140	100	100	6.8	PUMA300M/MS, PUMA2100/2600/3100 series
THL-DPM-T1-7560110-AI	90	90	60	12	90	112	155	110	119	10.5	PUMA400 - PUMA480M/LM/XLM
THL-DPM-T1-7560125	90	90	60	—	112	112	170	125	119	11	PUMA400 - PUMA480M/LM/XLM
THL-DPM-T1-8560110	100	100	60	—	90	125	155	110	125	12	PUMA600M/LM, PUMA700M/LM

## 3-Pos. Boring Bar Tool Holder T3 徑向三孔刀座 T3

DOOSAN



Unit : mm


Model No.	A	B	C	D	E	F	G	H	I	J	N.W.(KG)	Suitable Machine
THL-DPM-T3-5525.470	120	90	22.5	25.4	16	70	102	64	64	115	5.6	PUMA 230, PUMA 240(M/MS), PUMA 280 LM, PUMA 1500/2000/2500(M/MS/Y/SY), PUMA 2100

# Driven & Static Tool Holder

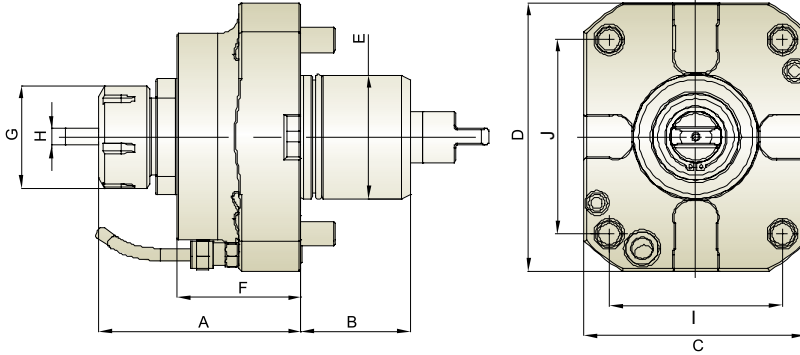


## Axial Tool Holder 軸向動力刀座

External Coolant  
外部出水

 R.P.M. Max.  
轉速最高 6,000 RPM

- ER Collet is according to DIN 6499.
- 輸出軸筒夾為DIN 6499




Unit : mm


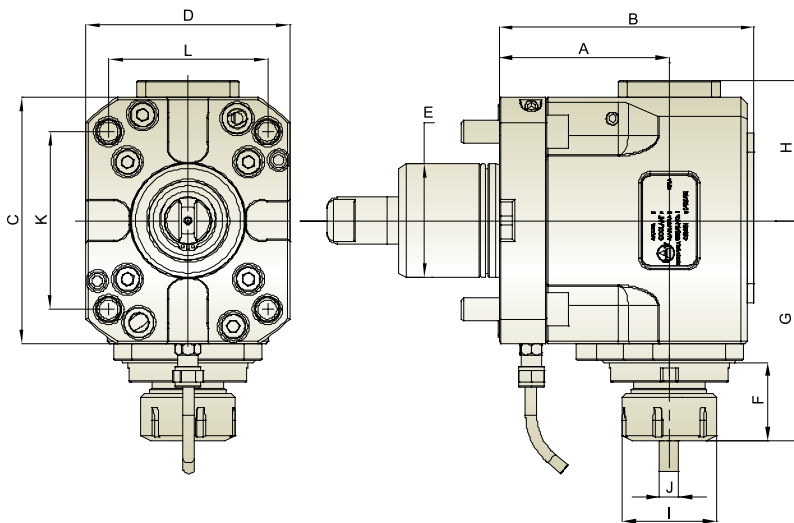
Model No.	A	B	C	D	E	F	G	H	I	J	N.W.(KG)	Suitable Machine
THM-A05-60G	98	53	108	130	60	60	50	ER32 (3~20)	84	94	6.2	NL 1500/2000/2500/3000

## Radial Tool Holder 徑向動力刀座

External Coolant  
外部出水

 Gear Ratio  
齒輪比 1:1

 R.P.M. Max.  
轉速最高 4,000 RPM



Unit : mm

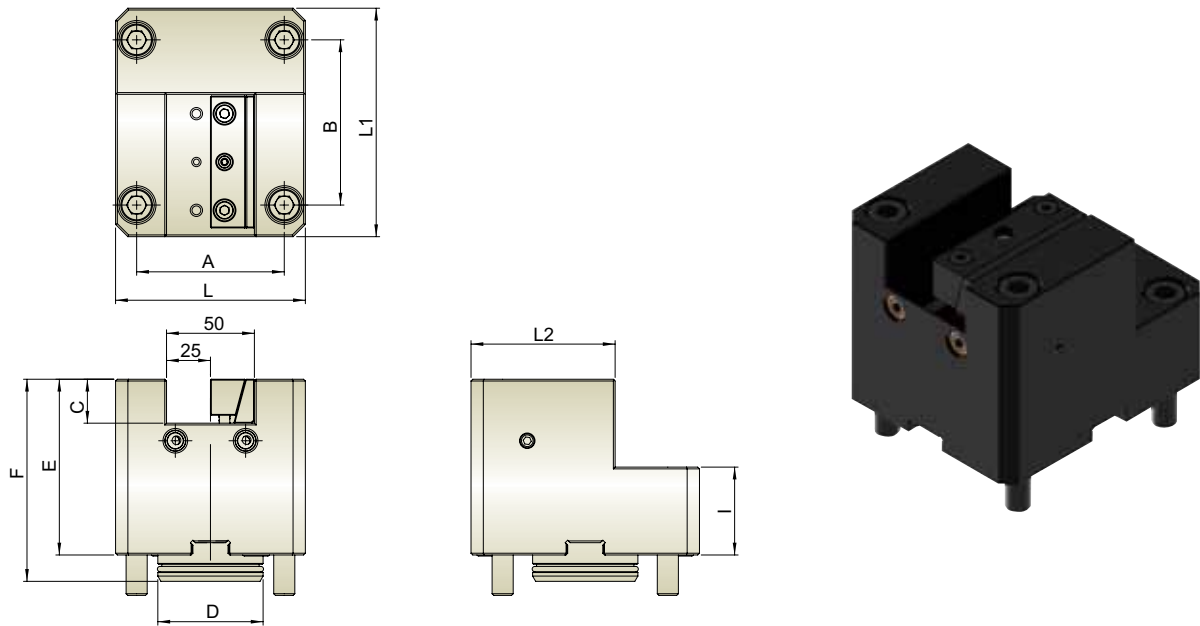
Model No.	A	B	C	D	E	F	G	H	I	J	K	L	N.W.(KG)	Suitable Machine
THM-B05.90-60G	90	135	130	108	60	41.5	116.5	74	50	ER32 (3~20)	94	84	11	NL 1500/2000/2500/3000

※ Further option : 6000 RPM 另有 6000RPM 可供選擇

MORI SEIKI



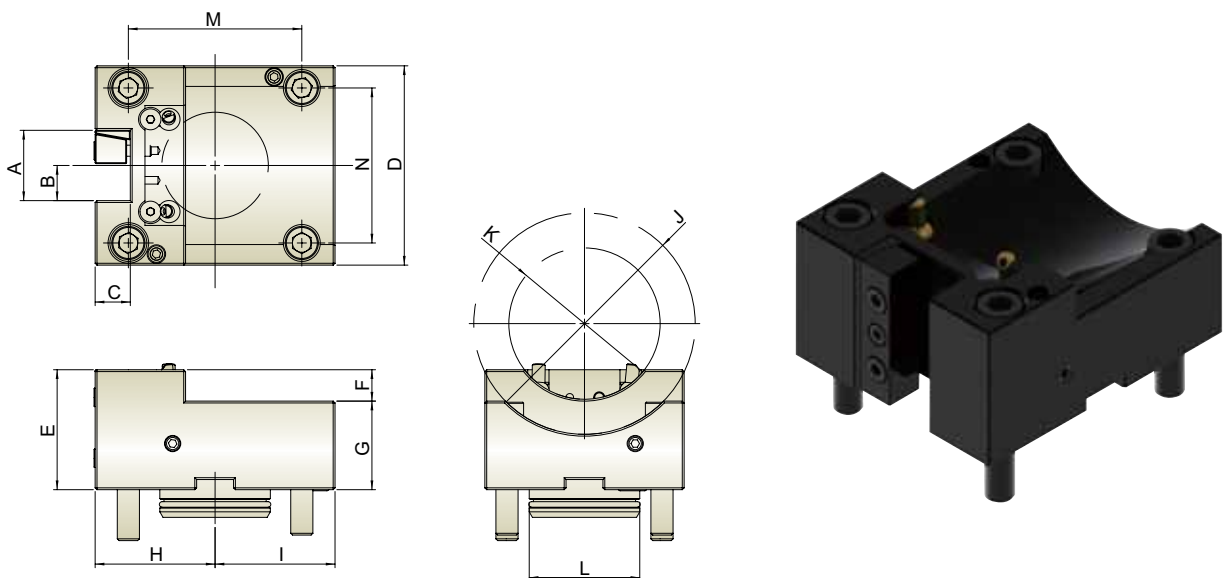
## Face and ID Tool Holder B1 端面内孔刀座 B1



Model No.	A	B	C	D	E	F	H	H/2	I	L	L1	L2	N.W.(KG)
THL-MNL-B1-6025	84	94	25	59.9	100	115	50	25	50	108	130	82	7

Unit : mm

## Single Face and OD Tool Holder C1 單刃端面外徑刀座 C1

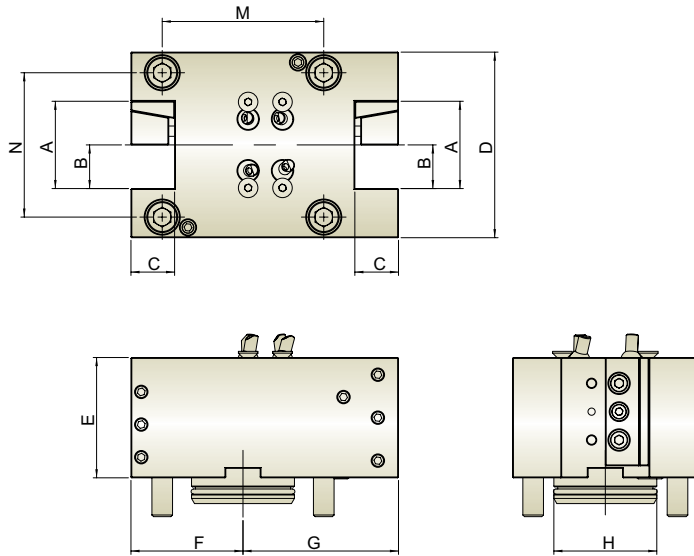


Model No.	A	B	C	D	E	F	G	H	I	J	K	L	M	N	N.W.(KG)
THL-MNL-C1-6019.05	38.1	19.05	19.05	108	65	17	48	65	65	120	82	59.9	94	84	4.5
THL-MNL-C1-6020	40	20	20	108	65	17	48	65	65	120	82	59.9	94	84	4.4
THL-MNL-C1-6025	50	25	25	108	70	7	63	65.2	65	120	80	59.9	94	84	4.5
THL-MNL-C1-6025.4	50.8	25.4	25.4	108	70	7	63	65.2	65	120	80	59.9	94	84	4.4

Unit : mm




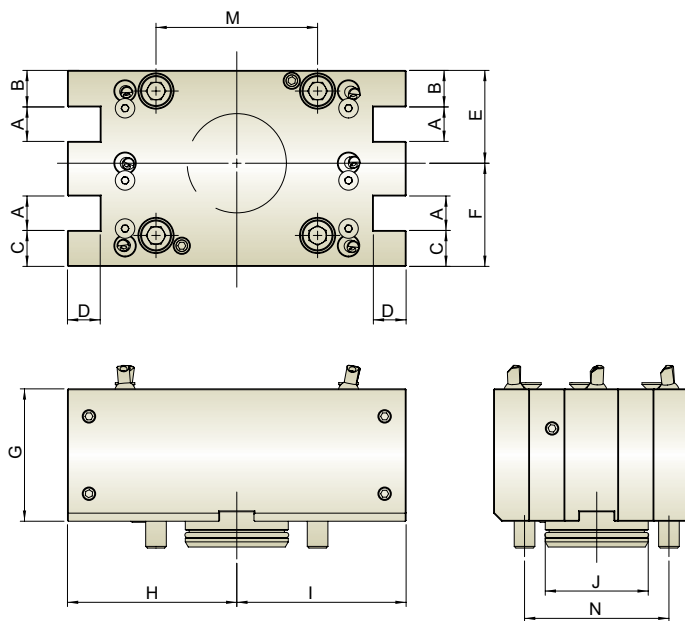
## Double Face and OD Tool Holder CD1 雙刃端面外徑刀座 CD1



Model No.	A	B	C	D	E	F	G	H	M	N	N.W.(KG)
THL-MNL-CD1-6019.05	38.1	19.05	19.05	108	70	65	85.5	59.9	94	84	7.8
THL-MNL-CD1-6020	40	20	20	108	70	65	85.5	59.9	94	84	7.7
THL-MNL-CD1-6025	50	25	25	108	70	65.2	90.5	59.9	94	84	7.8
THL-MNL-CD1-6025.4	50.8	25.4	25.4	108	70	65.2	90.5	59.9	94	84	7.7

Unit : mm

## Quadruple Face and OD Tool Holder CD2 四刃端面外徑刀座 CD2

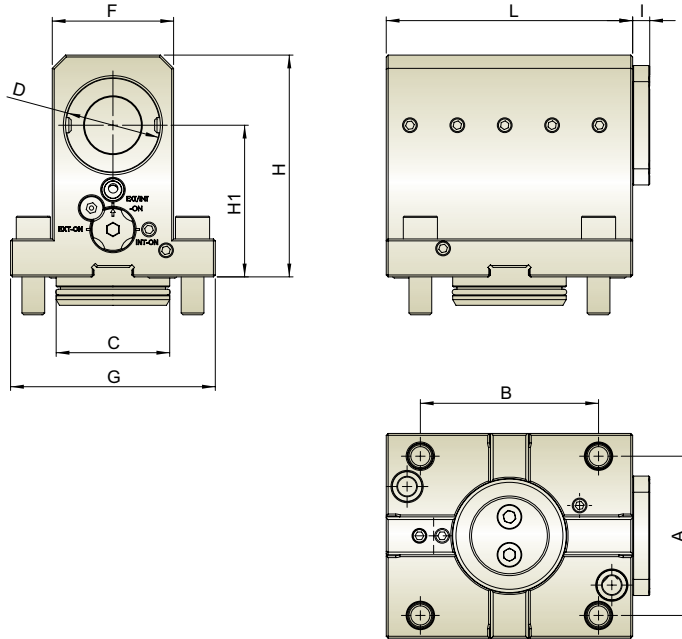


Model No.	A	B	C	D	E	F	G	H	I	J	M	N	N.W.(KG)
THL-MNL-CD2-6019.05	20.05	21.25	20.9	19.05	54	60	77	98.5	98.5	59.9	94	84	11.7
THL-MNL-CD2-6020	21	21	20	20	54	60	77	98.5	98.5	59.9	94	84	11.7
THL-MNL-CD2-6025	26	16	15	25	54	60	77	98.5	98.5	59.9	94	84	11.1
THL-MNL-CD2-6025.4	26.4	14.9	14.55	25.4	54	60	77	98.5	98.5	59.9	94	84	11.1

Unit : mm




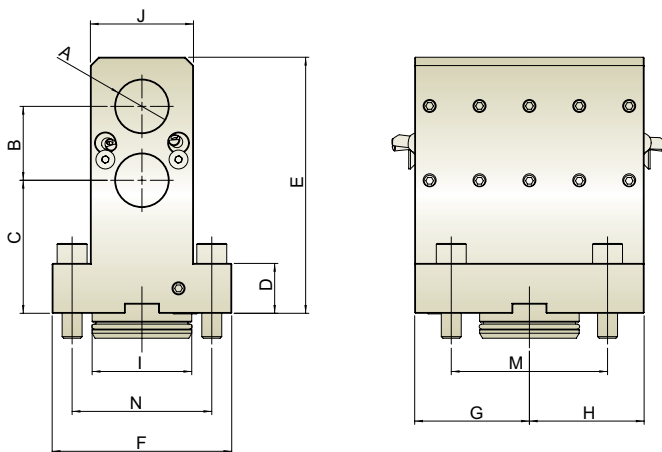
## Boring Bar Tool Holder T1 (Adjustable Coolant) 徑向單孔側固式刀座 T1 (可調式出水)



Model No.	A	B	C	D	F	G	H	H1	I	L	L1	N.W.(KG)
THL-MNL-T1-605080-AI	84	94	59.9	50	64	108	117	80	9	130	132	5.6

Unit : mm

## 2-Pos. Boring Bar Tool Holder T2 徑向雙孔內孔刀座 T2



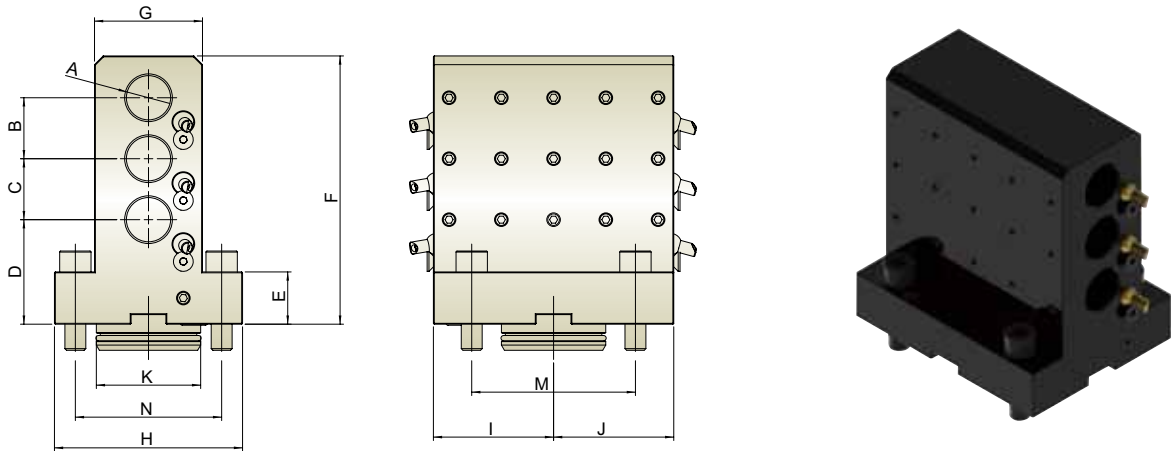
Model No.	A	B	C	D	E	F	G	H	I	J	M	N	N.W.(KG)
THL-MNL-T2-6031.7580	31.75	44.45	80	30	154	108	69	69	59.9	62	94	84	8.9
THL-MNL-T2-603280	32	45	80	30	154	108	69	69	59.9	62	94	84	8.8

Unit : mm





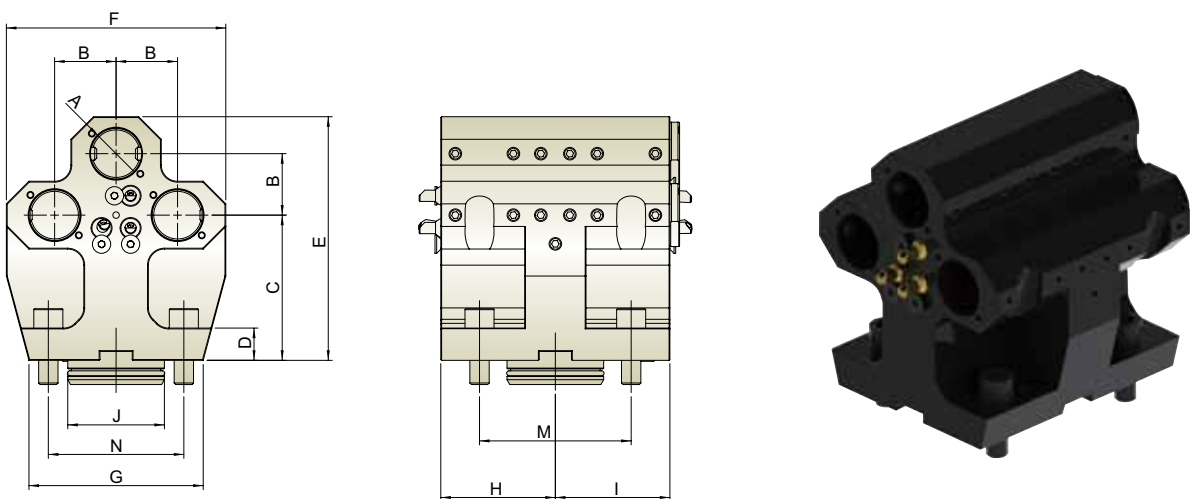
## 3-Pos. Boring Bar Tool Holder T3 三孔内孔刀座 T3



Model No.	A	B	C	D	E	F	G	H	I	J	K	M	N	N.W.(KG)
THL-MNL-T3-602560	25	35	35	60	30	154	62	108	69	69	59.9	94	84	9
THL-MNL-T3-6025.460	25.4	35	35	60	30	154	62	108	69	69	59.9	94	84	8.9

Unit : mm

## 3-Pos. Boring Bar Tool Holder T4 (Internal Coolant) 三孔内孔刀座 T4 (中心出水)

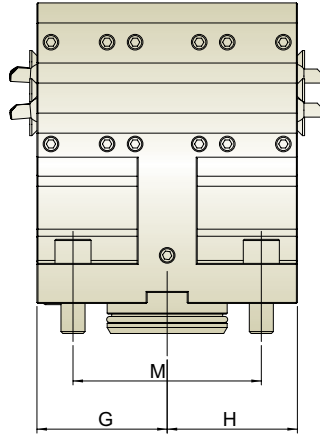
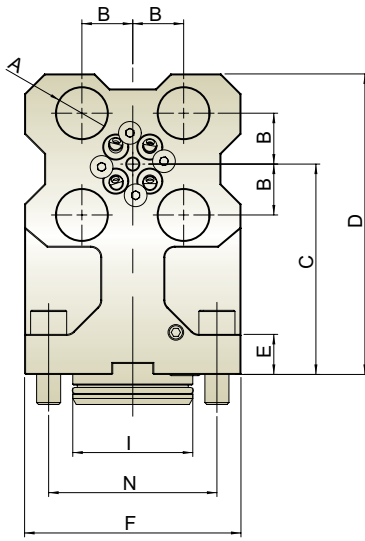


Model No.	A	B	C	D	E	F	G	H	I	J	M	N	N.W.(KG)
THL-MNL-T4-6031.7590-I	31.75	38.1	90	20	151	136	108	71	71	59.9	94	84	10.5
THL-MNL-T4-603290-I	32	40	90	20	151	136	108	71	71	59.9	94	84	10.5

Unit : mm



## 4-Pos. Boring Bar Tool Holder T5 四孔内孔刀座 T5



Model No.	A	B	C	D	E	F	G	H	I	M	N	N.W.(KG)
THL-MNL-T5-602590	25	25	105	150	20	108	65	65	59.9	94	84	9.8
THL-MNL-T5-6025.479.6	25.4	25.4	105	150	20	108	65	65	59.9	94	84	9.8

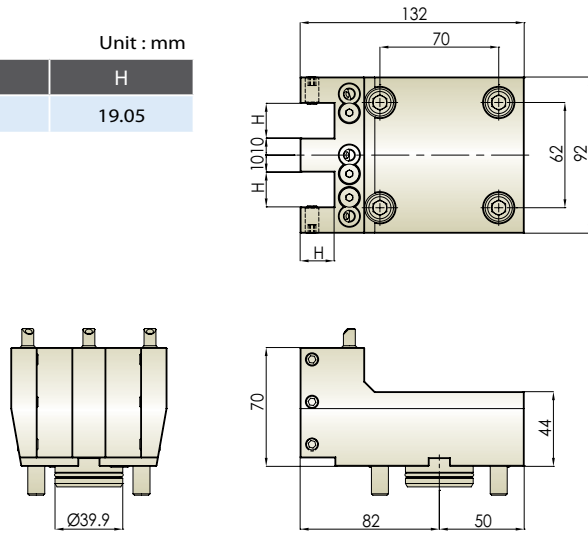
Unit : mm

# Driven & Static Tool Holder



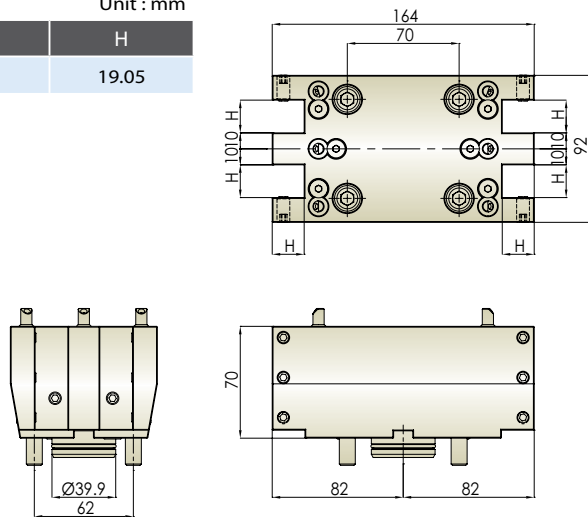
## • Double Face and OD Tool Holder C2 • 雙刃端面外徑刀座 C2

Unit : mm	
Model No.	H
THL-MNZ-C2-4019.05	19.05



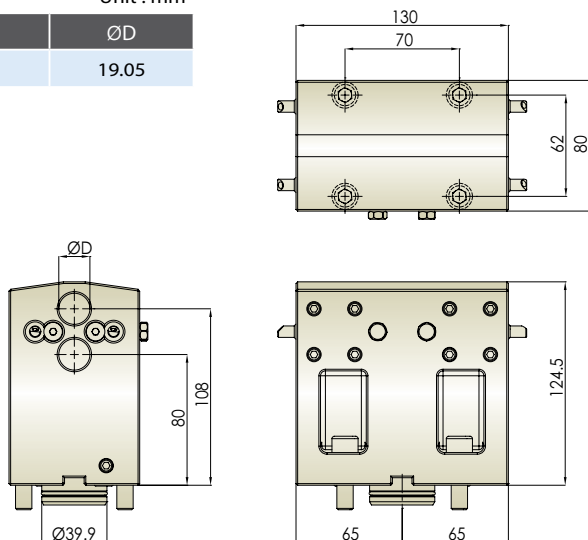
## • Quadruple Face and OD Tool Holder CD2 • 四刃端面外徑刀座 CD2

Unit : mm	
Model No.	H
THL-MNZ-CD2-4019.05	19.05



## • 2-Pos. Boring Bar Tool Holder T2 • 徑向雙孔內孔刀座 T2

Unit : mm	
Model No.	ØD
THL-MNZ-T2-4019.0580	19.05

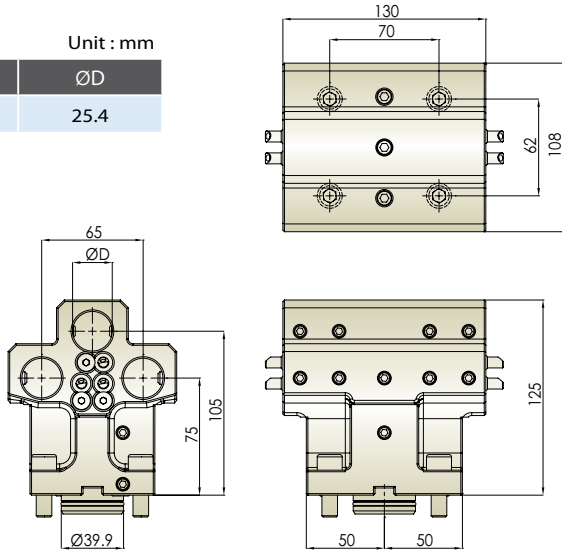


# Driven & Static Tool Holder




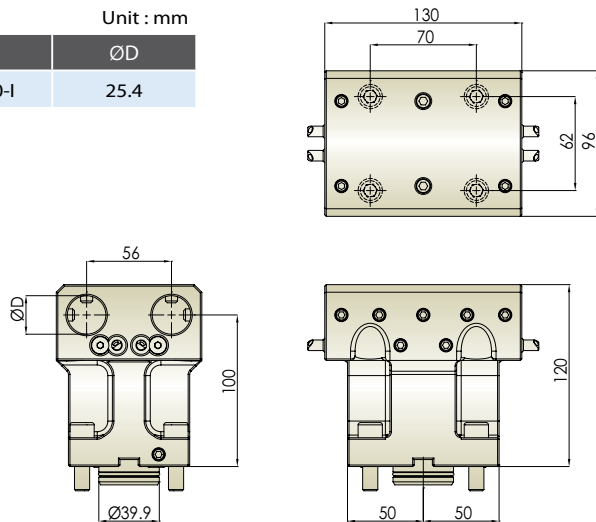
## • 3-Pos. Boring Bar Tool Holder T4 (Internal Coolant) • 三孔内孔刀座 T4 (中心出水)

Unit : mm	
Model No.	ØD
THL-MNZ-T4-4025.475-1	25.4



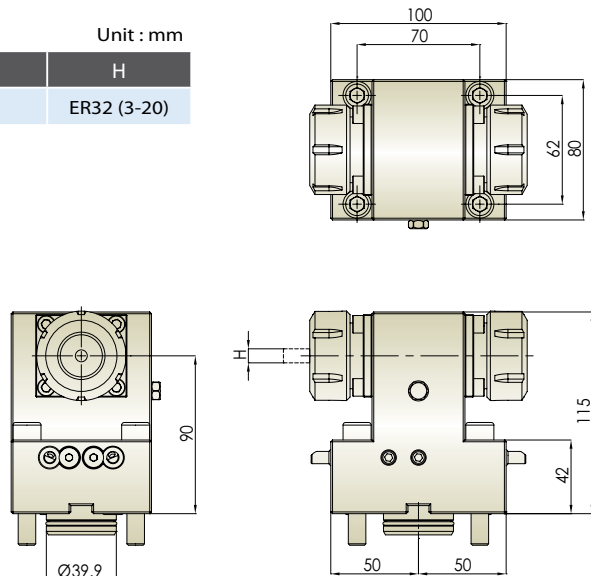
## • 2-Pos. Boring Bar Tool Holder T6 (Internal Coolant) • 雙孔内孔刀座 T6 (中心出水)

Unit : mm	
Model No.	ØD
THL-MNZ-T6-4025.4100-1	25.4



## • Double ER Collet Tool Holder T7 • ER 徑向雙頭刀座 T7


Unit : mm	
Model No.	H
THL-MNZ-T7-403290	ER32 (3-20)



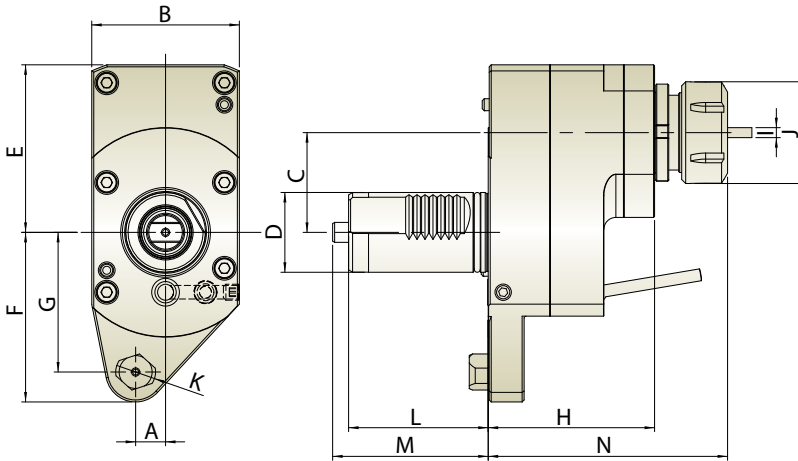


## Axial Offset Tool Holder 軸向偏心動力刀座

External Coolant  
外部出水

 R.P.M. Max. 6,000 RPM  
轉速最高

- ER Collet is according to DIN 6499. ● 輸出軸筒夾為DIN 6499



Unit : mm

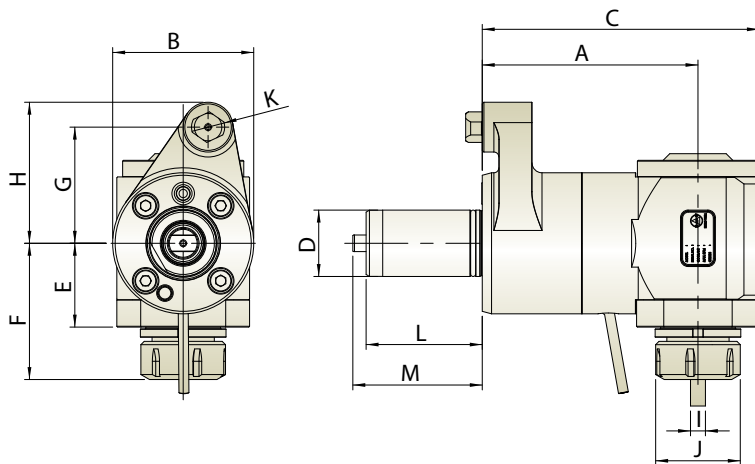
Model No.	A	B	C	D	E	F	G	H	I	J	K	L	M	N	N.W.(KG)	Suitable Machine
THM-C05.50-40M	15	74	50	40	84	85	70	83.4	ER32 (3~20)	50	20	70	78	116.2	5.77	QTN NEXUS 200 - 250 Series, SQT 15, SQT 18, SQT 200, SQT250

## Radial Tool Holder 徑向動力刀座

External Coolant  
外部出水

 Gear Ratio 1:1  
齒輪比

 R.P.M. Max. 6,000 RPM  
轉速最高



Unit : mm

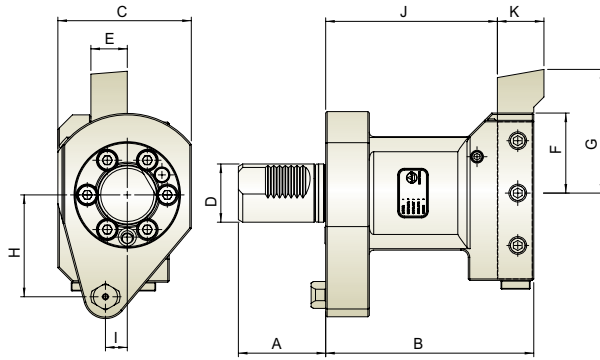
Model No.	A	B	C	D	E	F	G	H	I	J	K	L	M	N.W.(KG)	Suitable Machine
THM-B05.130-40M	130	85	167	40	50.5	82.1	70	85	ER32 (3~20)	51	20	70	78	8.65	QTN NEXUS 200 - 250 Series, SQT 15, SQT 18, SQT 200, SQT250

# Driven & Static Tool Holder

QTN NEXUS 200 - 250 Series, SQT 15, SQT 18, SQT 200, SQT250



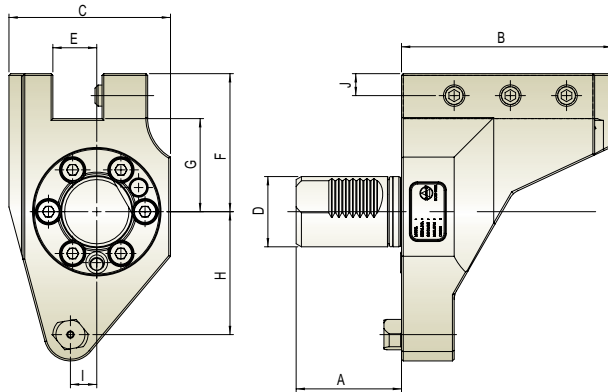
## • Face Tool Holder B1 • 端面刀座 B1



Unit : mm

Model No.	A	B	C	D	E	F	G	H	I	J	K	N.W.(KG)
THL-MQT-B1-4025	60	143	91.7	40	25	55	85	70	15	118	32	7.7
THL-MQT-B1-4025.4	60	143	91.7	40	25.4	55	85	70	15	118	32	7.7

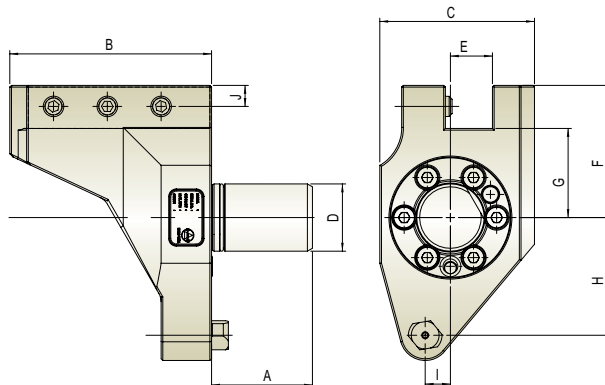
## • Turning Tool Holder (RH) C1 • 軸向外徑右手型刀座 C1



Unit : mm

Model No.	A	B	C	D	E	F	G	H	I	J	N.W.(KG)
THL-MQT-C1-4025	60	120	92	40	25	78.6	53	70	15	12.5	5.7
THL-MQT-C1-4025.4	60	120	92	40	25.4	78.6	53	70	15	12.5	5.7

## • Turning Tool Holder (LH) C3 • 軸向外徑左手型刀座 C3



Unit : mm

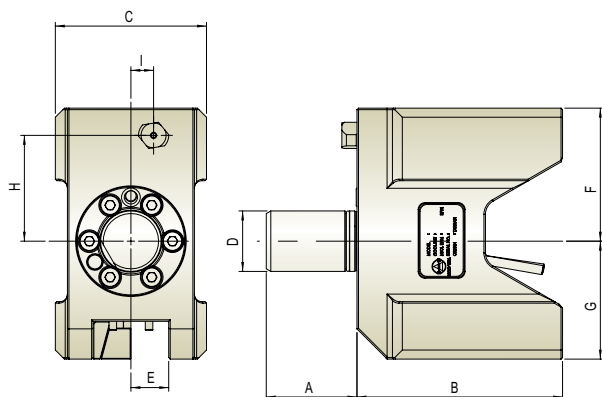
Model No.	A	B	C	D	E	F	G	H	I	J	N.W.(KG)
THL-MQT-C3-4025	60	120	92	40	25	78.6	53	70	15	12.5	5.7
THL-MQT-C3-4025.4	60	120	92	40	25.4	78.6	53	70	15	12.5	5.7

# Driven & Static Tool Holder

QTN NEXUS 200 - 250 Series, SQT 15, SQT 18, SQT 200, SQT250



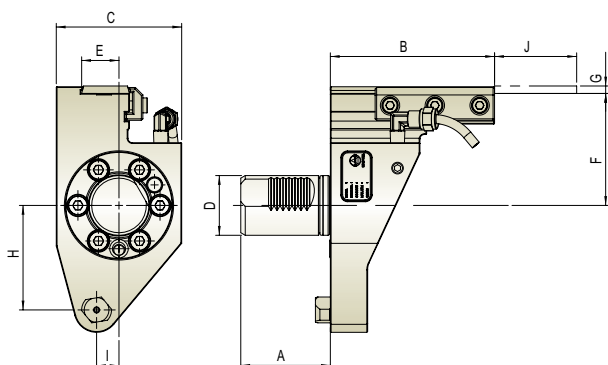
## • Double Turning Tool Holder 2C3 • 軸向外徑雙向刀座 2C3



Unit : mm

Model No.	A	B	C	D	E	F	G	H	I	N.W.(KG)
THL-MQT-2C3-4025	60	136	100	40	25	88	78	70	15	10.6
THL-MQT-2C3-4025.4	60	136	100	40	25.4	88	78	70	15	10.6

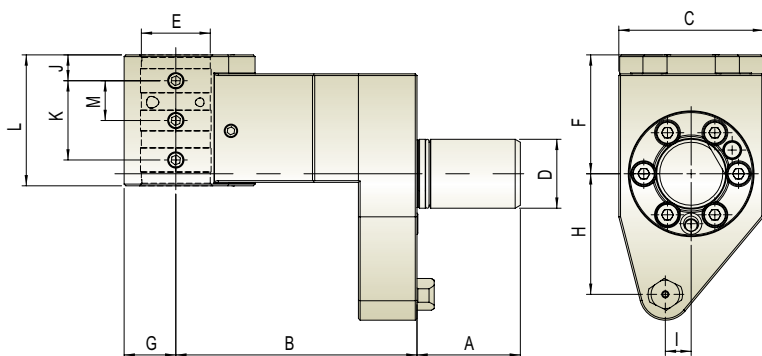
## • Cut-off Tool Holder H1 • 切斷刀 H1



Unit : mm

Model No.	A	B	C	D	E	F	G	H	I	J	N.W.(KG)
THL-MQT-H1-4025	60	110	84	40	25	75	5	70	15	55	4.2

## • Boring Bar Tool Holder T1 • 徑向內孔刀座 T1



Unit : mm

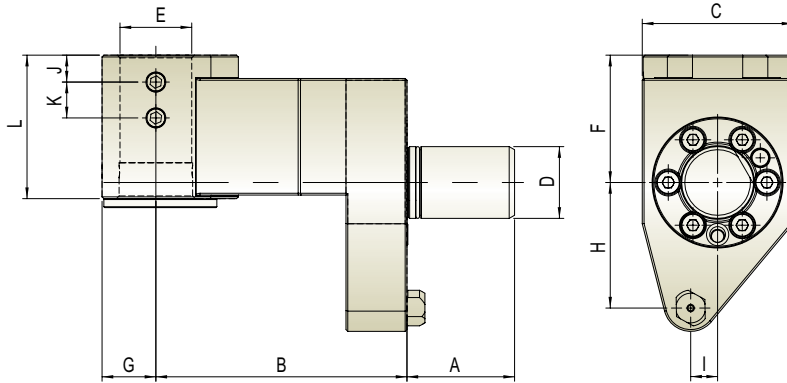
Model No.	A	B	C	D	E	F	G	H	I	J	K	L	M	N.W.(KG)
THL-MQT-T1-4040140	60	140	84	40	40	69	30	70	15	15	46	80	23.1	6.8
THL-MQT-T1-4038.1140	60	140	84	40	38.1	69	30	70	15	15	46	80	23.1	6.8

# Driven & Static Tool Holder

QTN NEXUS 200 - 250 Series, SQT 15, SQT 18, SQT 200, SQT250



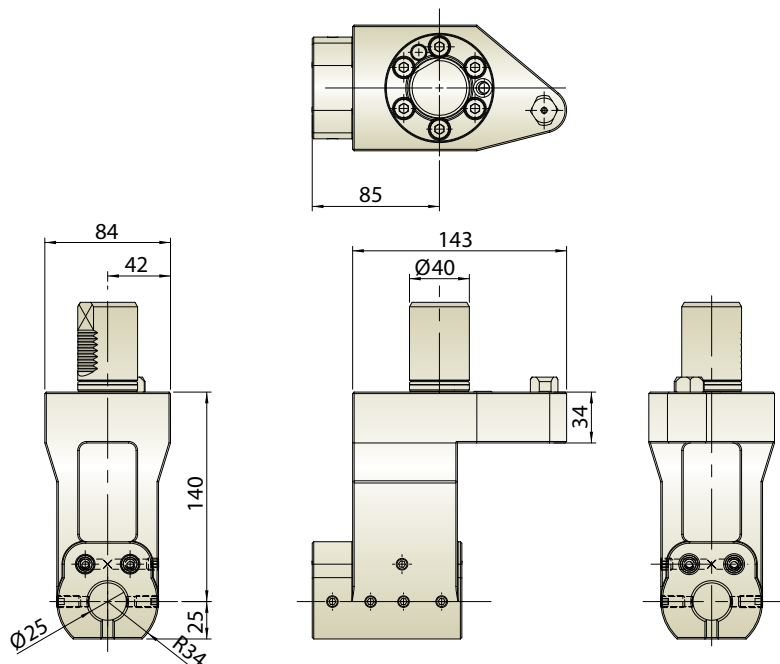
## • Boring Bar Tool Holder T1 (Internal Coolant) • 徑向內孔刀座 T1 (中心出水)



Unit : mm

Model No.	A	B	C	D	E	F	G	H	I	J	K	L	N.W.(KG)
THL-MQT-T1-4040140-I	60	140	84	40	40	71	30	70	15	15	20	80	7.2
THL-MQT-T1-4025.4140-I	60	140	84	40	25.4	71	30	70	15	15	20	80	7.2
THL-MQT-T1-4031.75140-I	60	140	84	40	31.75	71	30	70	15	15	20	80	7.2
THL-MQT-T1-4038.1140-I	60	140	84	40	38.1	71	30	70	15	15	20	80	7.2

## • Double Boring Bar Tool Holder 2T1 • 徑向雙向內孔刀座 2T1



Unit : mm

Model No.	A	B	C	D	E	F	G	H	I	J	K	L	N.W.(KG)
THL-MQT-2T1-4025140	60	140	84	40	25	85	25	70	15	13.5	25.5	100	7.2
THL-MQT-2T1-4025.4140	60	140	84	40	25.4	85	25	70	15	13.5	25.5	100	7.2

MAZAK




# Driven & Static Tool Holder



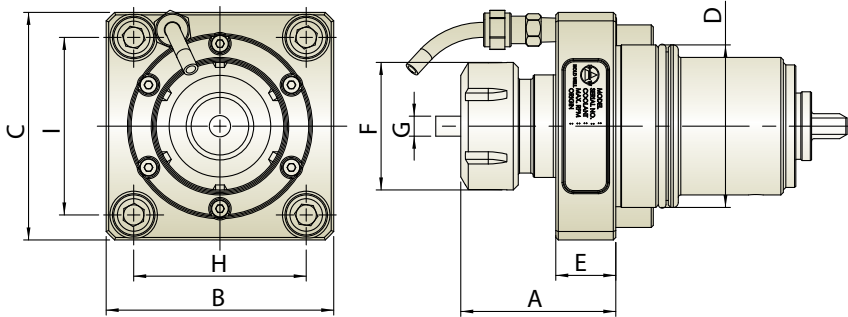
## Axial Tool Holder 軸向動力刀座

External Coolant  
外部出水

 R.P.M. Max. 6,000 RPM  
轉速最高

● ER Collet is according to DIN 6499.

● 輸出軸筒夾為DIN 6499




Unit : mm


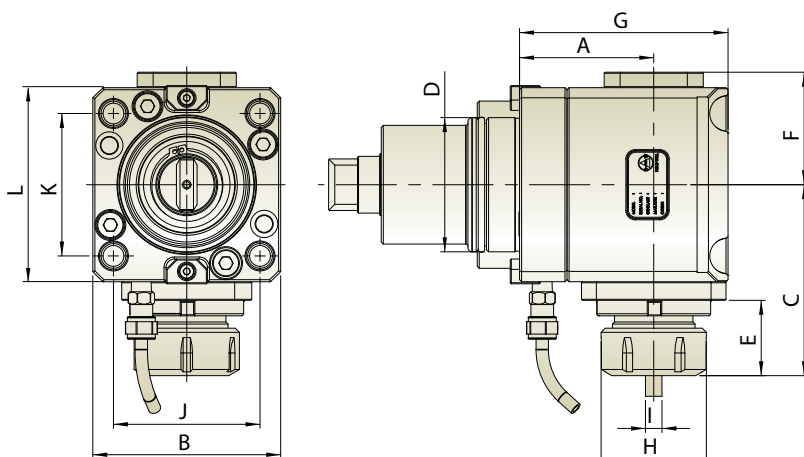
Model No.	A	B	C	D	E	F	G	H	I	N.W.(KG)
THM-A05-65N	62	91	91	65	24	51	ER32 (3~20)	69	71	2.8

## Radial Tool Holder 徑向動力刀座

External Coolant  
外部出水

 Gear Ratio 1 : 1  
齒輪比

 R.P.M. Max. 4,000 RPM  
轉速最高

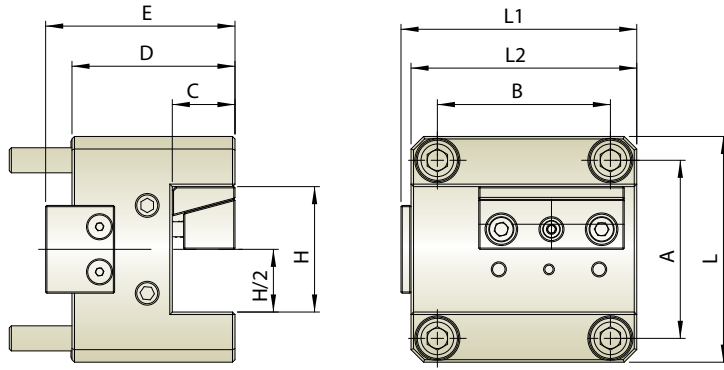


Unit : mm

Model No.	A	B	C	D	E	F	G	H	I	J	K	L	N.W.(KG)
THM-B05.65-65N	65	91	92.5	65	36.5	54.5	101	51	ER32 (3~20)	71	69	94	7.8



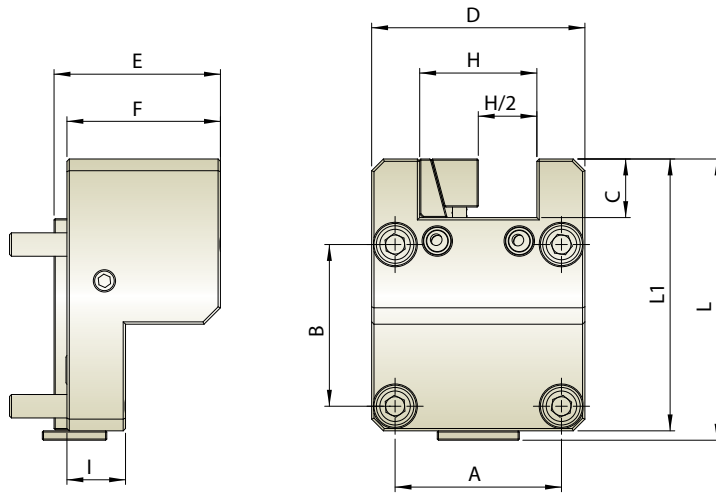
## • Face and ID Tool Holder B1 • 端面内径刀座 B1



Unit : mm

Model No.	A	B	C	D	E	H	H/2	L	L1	L2	N.W.(KG)
THL-NWT-B1-6525	71	69	25	65	75.5	50	25	90	94	90	4.4

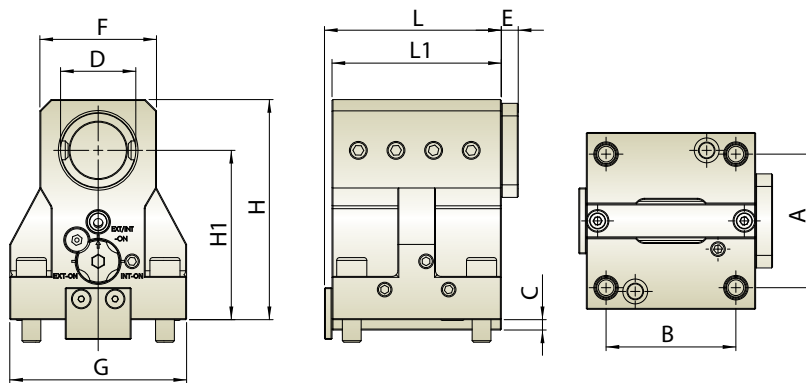
## • Face and OD Tool Holder C1 • 端面外径刀座 C1



Unit : mm

Model No.	A	B	C	D	E	F	H	H/2	I	L	L1	N.W.(KG)
THL-NWT-C1-6525	71	69	25	91	71	65.5	50	25	25	120	116	3.9

## • Boring Bar Tool Holder T1 (Adjustable Coolant) • 徑向内孔刀座 T1 (可調式出水)



Unit : mm


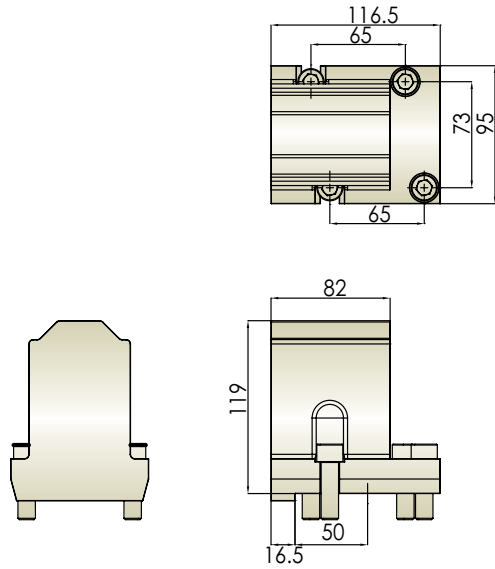
Model No.	A	B	C	D	E	F	G	H	H/1	L	L1	N.W.(KG)
THL-NWT-T1-654090-AI	71	69	5.5	40	9	62	94	117	90	94	90	5.6



## • Boring Blank Holder A1 • 徑向内孔素材刀座 A1

Unit : mm

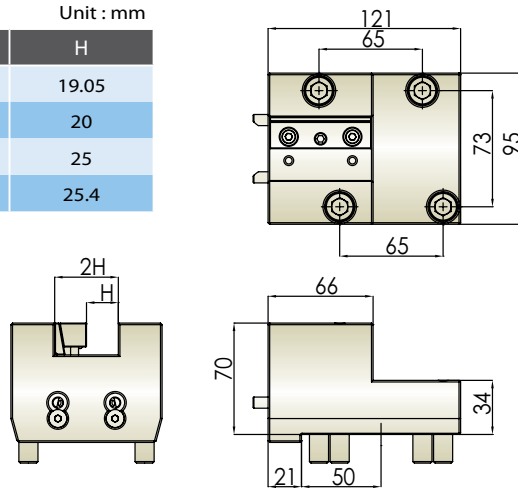
Model No.
THL-KB2-A1-6090



## • Face and ID Tool Holder B1 • 端面内徑刀座 B1

Unit : mm

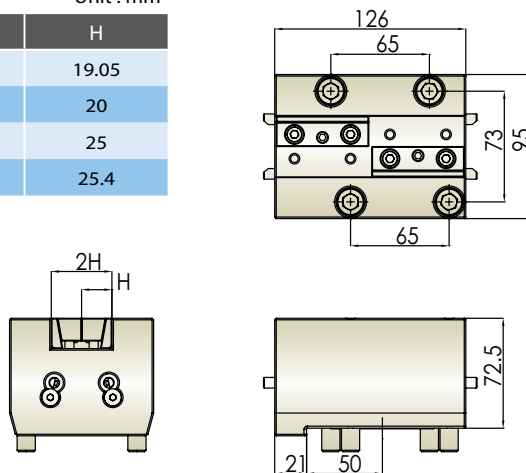
Model No.	H
THL-KB2-B1-6019.05	19.05
THL-KB2-B1-6020	20
THL-KB2-B1-6025	25
THL-KB2-B1-6025.4	25.4



## • Face and ID Tool Holder B2 • 端面奈徑刀座 B2

Unit : mm

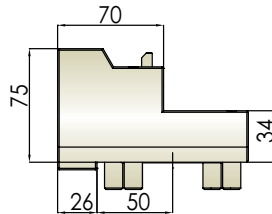
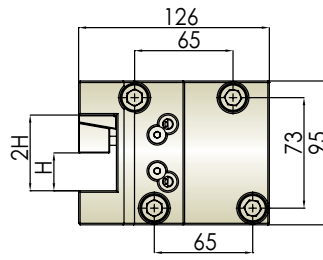
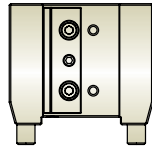
Model No.	H
THL-KB2-B2-6019.05	19.05
THL-KB2-B2-6020	20
THL-KB2-B2-6025	25
THL-KB2-B2-6025.4	25.4






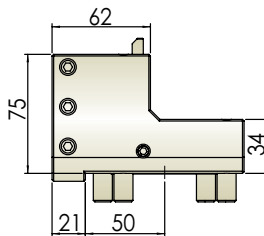
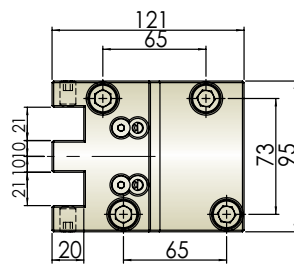
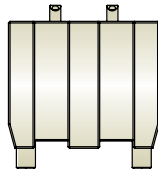
## • Single Face and OD Tool Holder C1 • 單刀端面外徑刀座 C1

Unit : mm	
Model No.	H
THL-KB2-C1-6019.05	19.05
THL-KB2-C1-6020	20
THL-KB2-C1-6025	25
THL-KB2-C1-6025.4	25.4



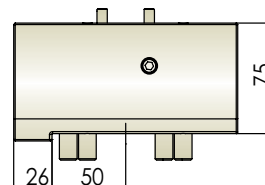
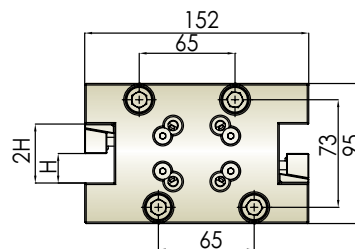
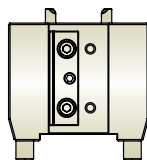
## • Double Face and OD Tool Holder C2 • 雙刀端面外徑刀座 C2

Unit : mm	
Model No.	H
THL-KB2-C2-6019.05	19.05
THL-KB2-C2-6020	20



## • Double Face and OD Tool Holder CD1 • 雙刀端面外徑刀座 CD1

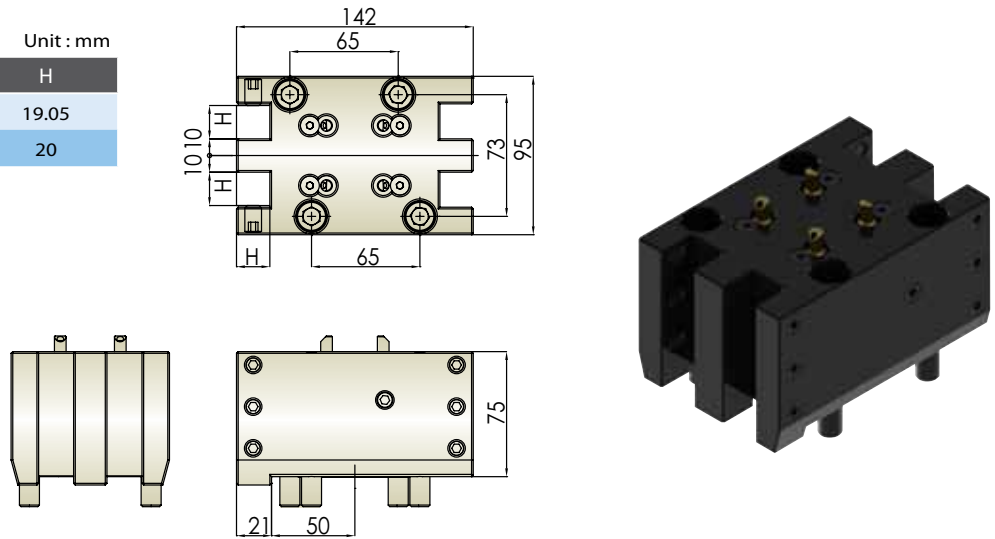
Unit : mm	
Model No.	H
THL-KB2-CD1-6019.05	19.05
THL-KB2-CD1-6020	20
THL-KB2-CD1-6025	25
THL-KB2-CD1-6025.4	25.4





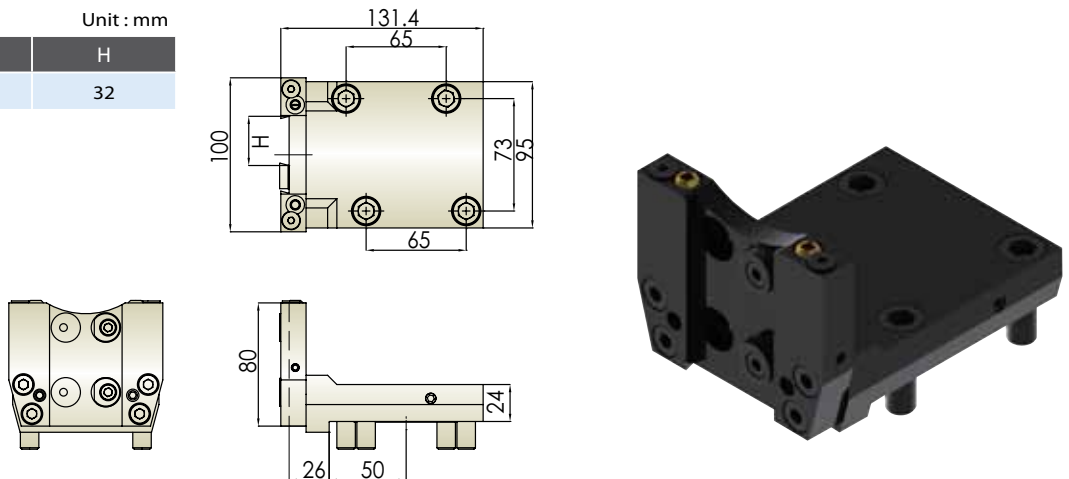
## • Quadruple Face and OD Tool Holder CD2 • 四刃端面外徑刀座 CD2

Unit : mm	
Model No.	H
THL-KB2-CD2-6019.05	19.05
THL-KB2-CD2-6020	20



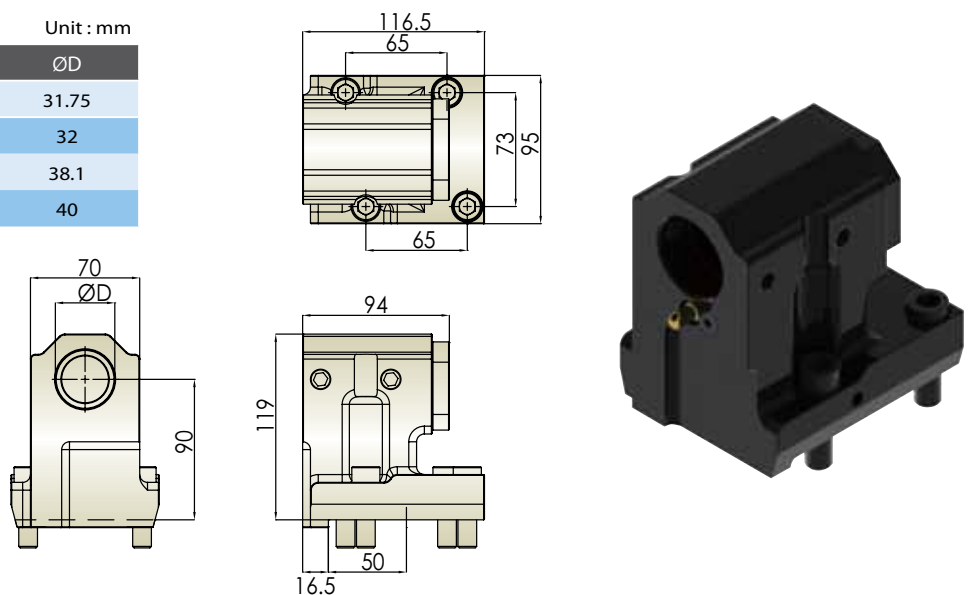
## • Cut-Off Tool Holder H1 • 切斷刀 H1

Unit : mm	
Model No.	H
THL-KB2-H1-6032	32



## • Boring Bar Tool Holder T1 (Internal coolant) • 徑向內孔刀座 T1 (中心出水)

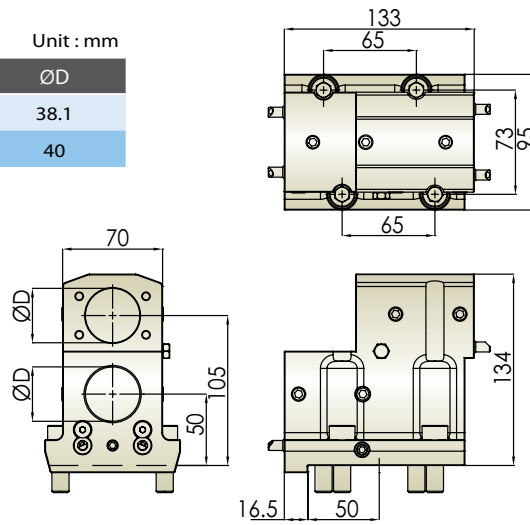
Unit : mm	
Model No.	ØD
THL-KB2-T1-5031.7590-I	31.75
THL-KB2-T1-603290-I	32
THL-KB2-T1-6038.190-I	38.1
THL-KB2-T1-604090-I	40





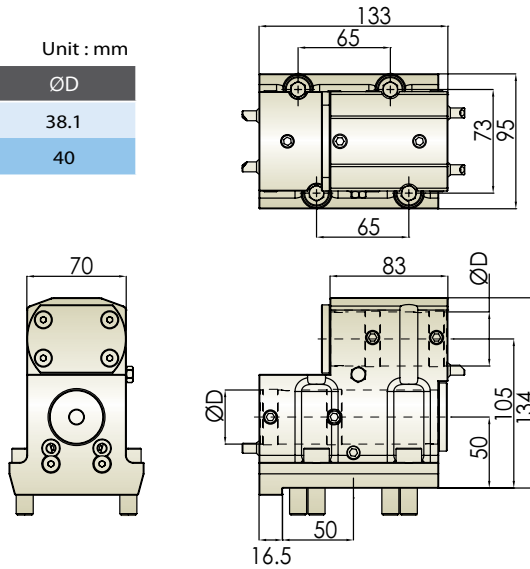
## • 2-Pos. Boring Bar Tool Holder T2 • 徑向雙孔刀座 T2

Unit : mm	
Model No.	∅D
THL-KB2-T2-6038.150	38.1
THL-KB2-T2-604050	40



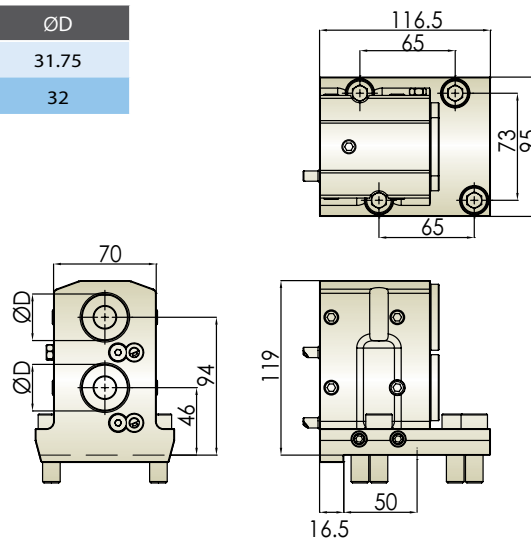
## • 2-Pos. Boring Bar Tool Holder T2 (Internal Coolant) • 徑向雙孔刀座 T2 (中心出水)

Unit : mm	
Model No.	∅D
THL-KB2-T2-6038.150-I	38.1
THL-KB2-T2-604050-I	40



## • 2-Pos. Boring Bar Tool Holder T3 (Internal Coolant) • 徑向雙孔刀座 T3 (中心出水)

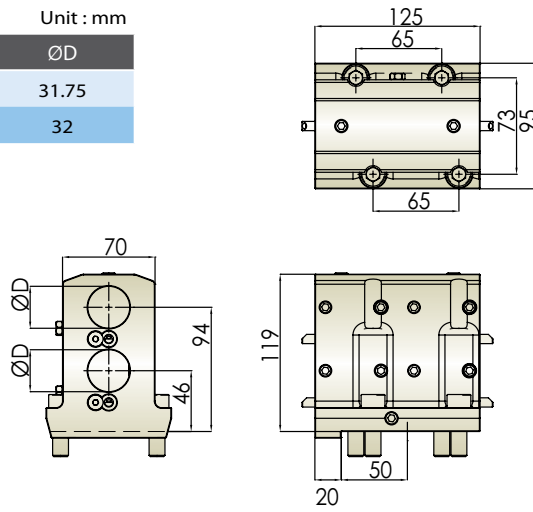
Unit : mm	
Model No.	∅D
THL-KB2-T3-6031.7546-I	31.75
THL-KB2-T3-603246-I	32





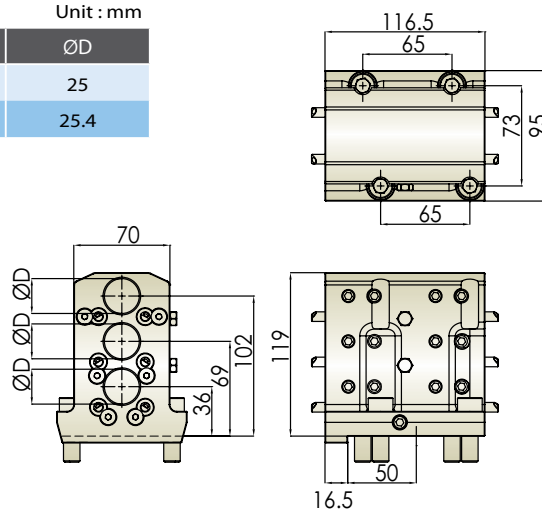
## • 2-Pos. Boring Bar Tool Holder T4 (Internal Coolant) • 徑向雙孔刀座 T4 (中心出水)

Unit : mm	
Model No.	ØD
THL-KB2-T4-6031.7546-I	31.75
THL-KB2-T4-603246-I	32



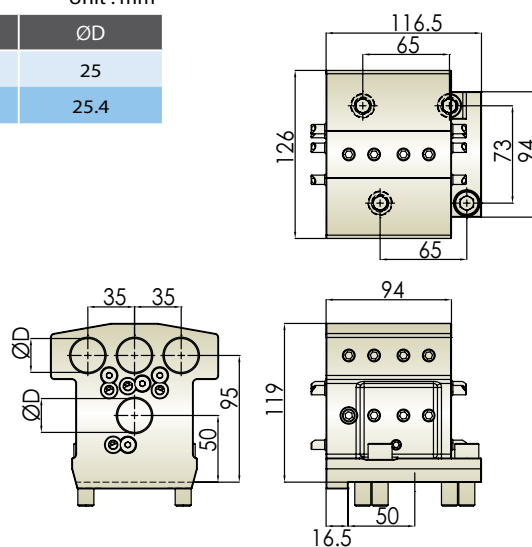
## • 3-Pos. Boring Bar Tool Holder T5 • 徑向三孔刀座 T5

Unit : mm	
Model No.	ØD
THL-KB2-T5-602536	25
THL-KB2-T5-6025.436	25.4



## • 4-Pos. Boring Bar Tool Holder T6 • 徑向四孔刀座 T6

Unit : mm	
Model No.	ØD
THL-KB2-T6-602550	25
THL-KB2-T6-6025.450	25.4


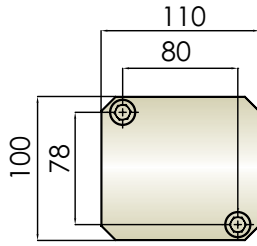




• PLUG

Model No.

2TH-00255



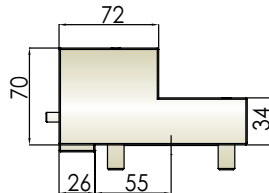
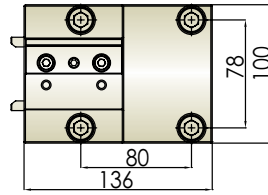
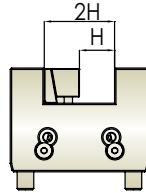




## • Face and ID Tool Holder B1 • 端面内徑刀座 B1

Unit : mm


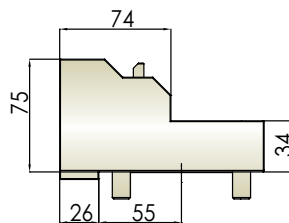
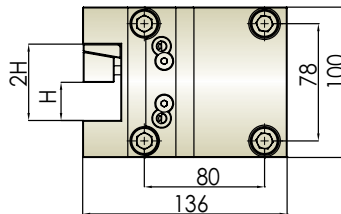
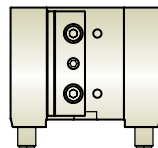
Model No.	H
THL-KB4-B1-6025	25
THL-KB4-B1-6025.4	25.4



## • Single Face and OD Tool Holder C1 • 單刃端面外徑刀座 C1

Unit : mm

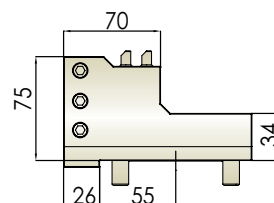
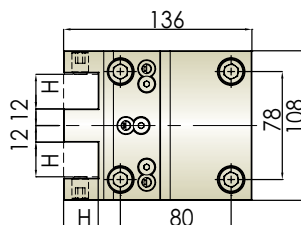
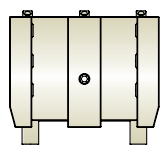
Model No.	H
THL-KB4-C1-6025	25
THL-KB4-C1-6025.4	25.4



## • Double Face and OD Tool Holder C2 • 雙刃端面外徑刀座 C2

Unit : mm

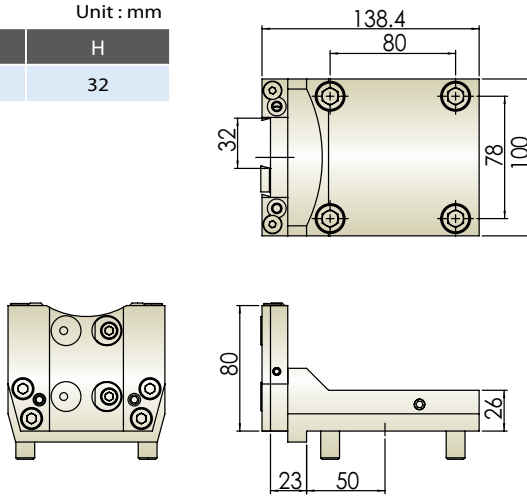
Model No.	H
THL-KB4-C2-6025	25
THL-KB4-C2-6025.4	25.4





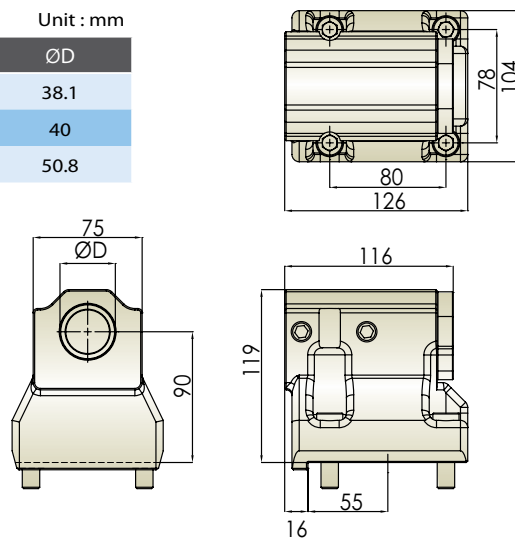
## • Cut-Off Tool Holder H1 • 切斷刀 H1

Unit : mm	
Model No.	H
THL-KB4-H1-6032	32



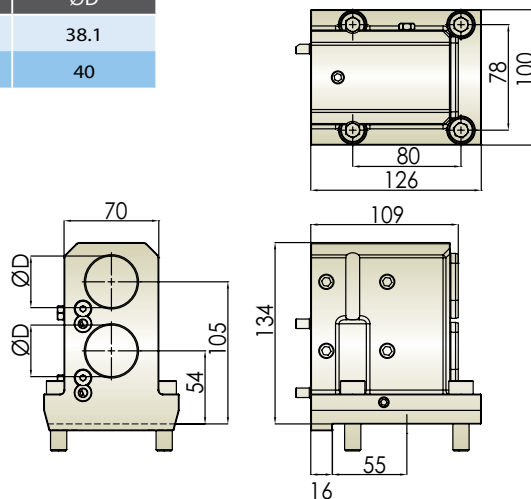
## • Boring Bar Tool Holder T1 (Internal coolant) • 徑向內孔刀座 T1 (中心出水)

Unit : mm	
Model No.	ØD
THL-KB4-T1-6038.190-I	38.1
THL-KB4-T1-604090-I	40
THL-KB4-T1-6050.890-I	50.8



## • 2-Pos. Boring Bar Tool Holder T3 (Internal Coolant) • 徑向雙孔刀座 T3 (中心出水)

Unit : mm	
Model No.	ØD
THL-KB4-T3-6038.154-I	38.1
THL-KB4-T3-604054-I	40


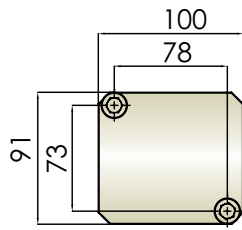




• PLUG

Model No.

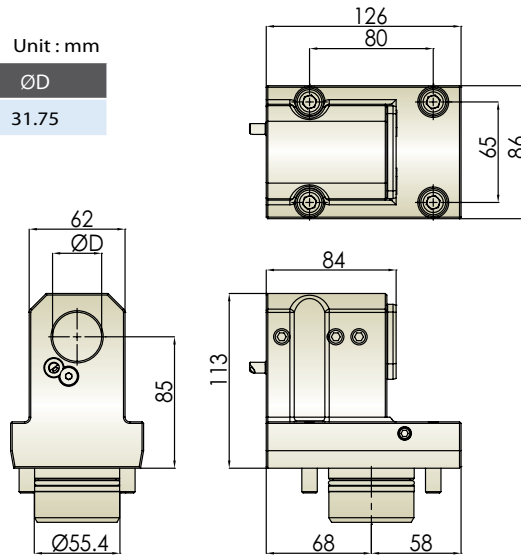
2TH-00237





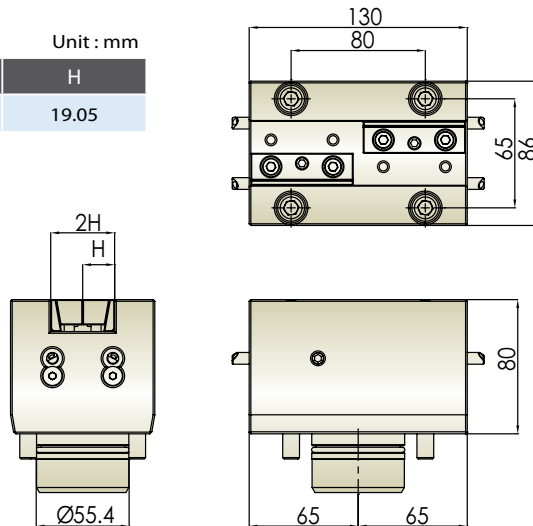
## • Boring Bar Tool Holder T1 (Internal Coolant) • 徑向内孔刀座 T1 (中心出水)

Unit : mm	
Model No.	∅D
THL-KT2-T1-55.431.7585-1	31.75



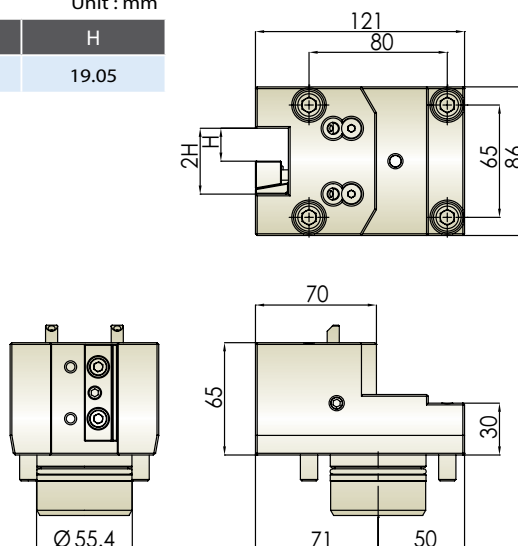
## • Face and ID Tool Holder B2 • 端面内徑刀座 B2

Unit : mm	
Model No.	H
THL-KT2-B2-55.419.05	19.05



## • Single Face and OD Tool Holder C1 • 單刃端面外徑刀座 C1

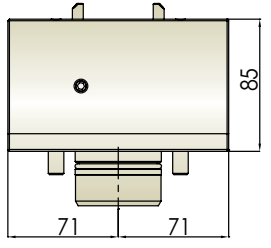
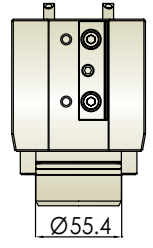
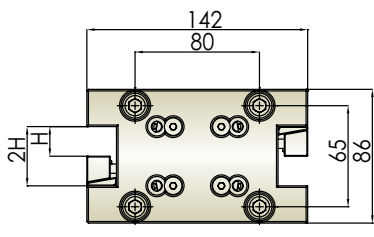
Unit : mm	
Model No.	H
THL-KT2-C1-55.419.05	19.05





• Double Face and OD Tool Holder CD1 • 雙刃端面外徑刀座 CD1

Unit : mm	
Model No.	H
THL-KT2-CD1-55.419.05	19.05





# Quick Change System 快換刀座系列

## Features 刀座特色

- Adapters adopt Standard HSK taper which are easily accessible.
- Dual contact system ensures high accuracy and rigidity to reach max. torque.
- Accurate repeatability.
- Greatly reduce tool setup time.
- 子座規格標準 HSK，配件選購便利。
- 接合方式採雙面拘束，高扭距傳輸。
- 高重複置換精度。
- 快換裝置，縮短換刀時間。




## Instruction Manual

- After inserting the adapter ①, put T-wrench ② through Brass Locking Ring ③ to operate the Clamping Set ④ which would pull back and tighten the adapter.
- In order to avoid any ingress of foreign matter to prolong the service life, please be sure to switch off the Brass Locking Ring ③ by turning it clockwise right after any adapter installation.
- During installation, the Clamping Set would pull back the adapter, which provides dual contact between itself and adapter interface to ensure high accuracy and rigidity.

- 刀具 ① 裝入後，使用扳手 ②，穿過擋水環 ③，控制拉刀機構 ④，將刀具後拉鎖緊。
- 擋水環 ③ 有關閉外部進水設計，在刀具安裝後加工前需將其關閉，防止異物進入已延長使用壽命。
- 鎖刀時透過後拉方式可使其產生雙面拘束效果，確保加工精度及剛性。

- ① Adapter 刀具
- ② T-wrench 扳手
- ③ Brass Locking Ring 擋水環
- ④ Clamping Set 拉刀機構

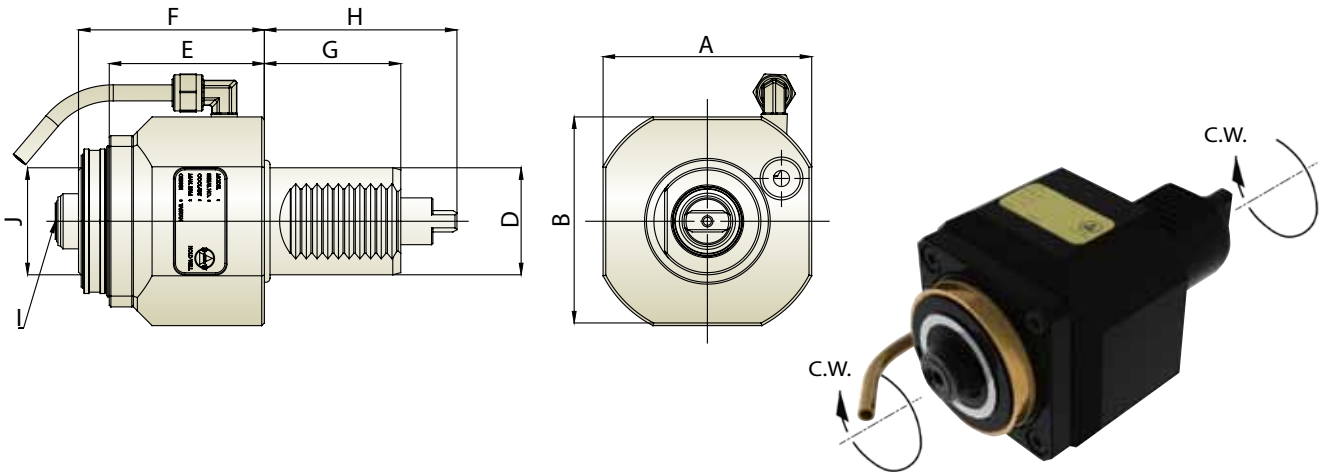




## Axial Quick Change Tool Holder 軸向快換刀座

R.P.M. Max. 6,000 RPM  
轉速最高

- Tool Holder is produced in accordance with DIN 69880.
- Driven Coupling is according to DIN 1809.
- ER Collet is according to HSK A / C.
- For left hand and right hand turret.
- 接合面依據DIN 69880
- 傳動軸為DIN 1809
- 輸出軸筒夾為HSK A / C
- 同時適用於左手型刀塔及右手型刀塔



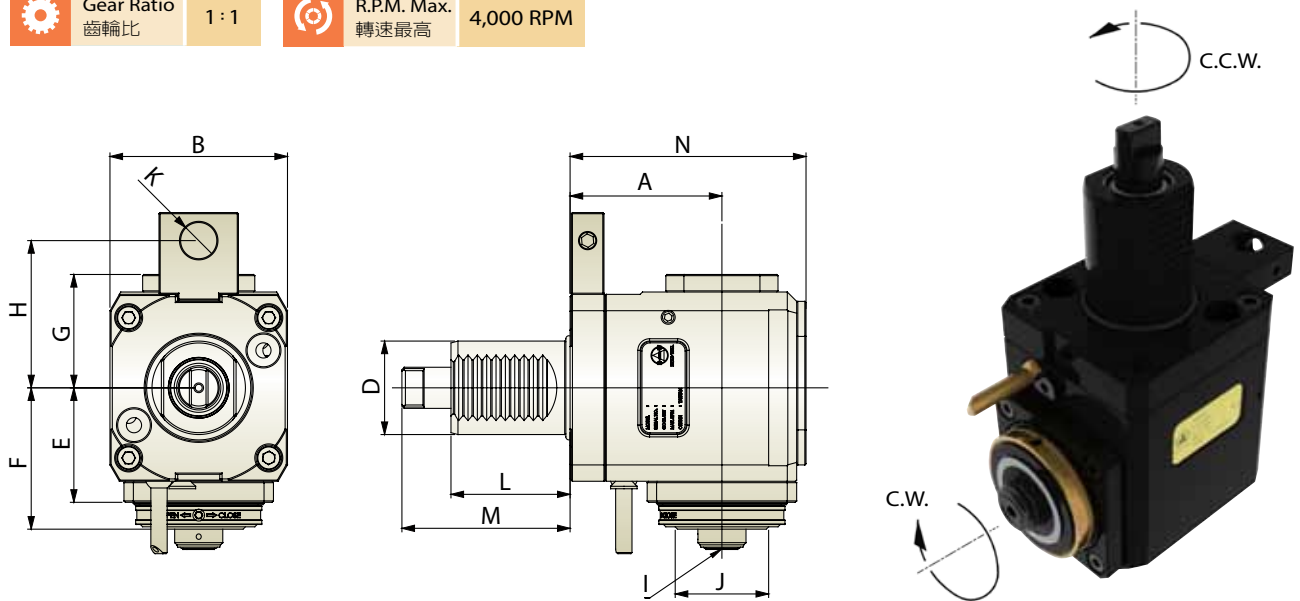
Unit : mm

Model No.	A	B	D	E	F	G	H	I	J	N.W.(KG)
THB-A38-40A	78	78	40	58	69.5	51	72	40	HSK40	2.7

## Radial Quick Change Tool Holder 徑向快換刀座

Gear Ratio 1:1  
齒輪比

R.P.M. Max. 4,000 RPM  
轉速最高



Unit : mm


Model No.	A	B	D	E	F	G	H	I	J	K	L	M	N	N.W.(KG)
THB-B38.65-40A	65	76	40	49	60.5	48.5	63	HSK40	40	15.5	51	72	101	4.7

※ Further option: 6000RPM 另有 6000RPM 可供選擇

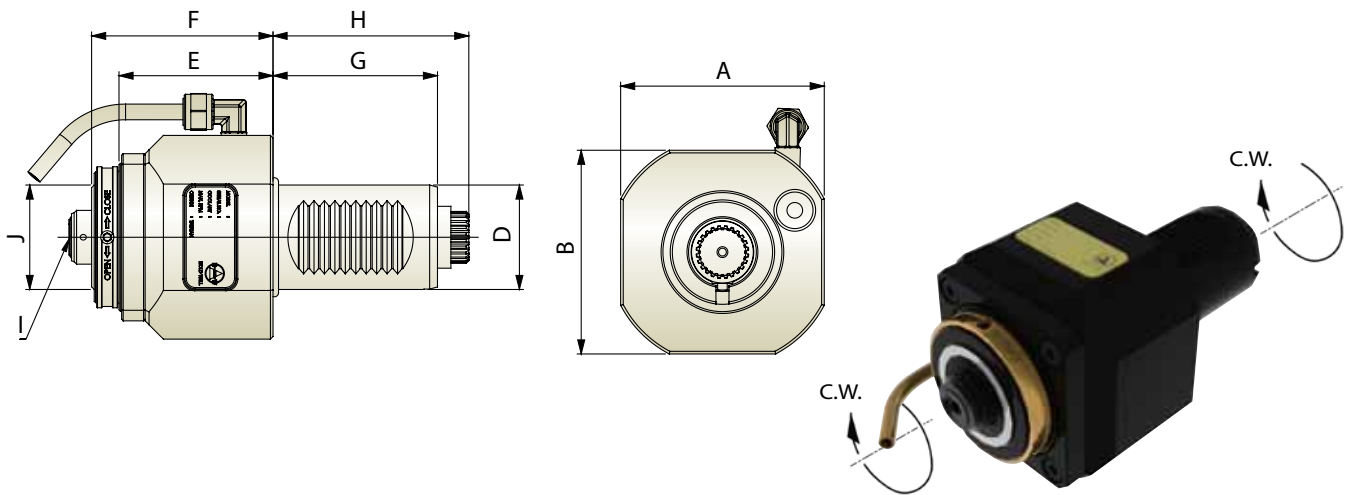


## Axial Quick Change Tool Holder 軸向快換刀座

DIN 5480

 R.P.M. Max. 6,000 RPM  
轉速最高

- Tool Holder is produced in accordance with DIN 69880.
- Driven Coupling is according to DIN 5480.
- ER Collet is according to HSK A / C.
- For left hand and right hand turret.
- 接合面依據 DIN 69880
- 傳動軸為 DIN 5480
- 輸出軸筒夾為 HSK A / C
- 同時適用於左手型刀塔及右手型刀塔



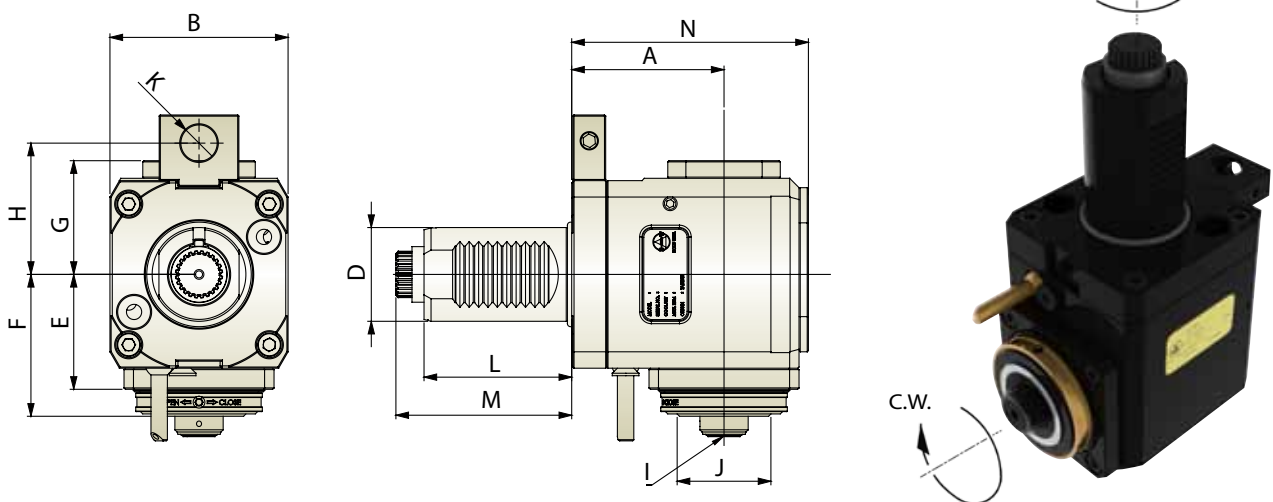
Unit : mm

Model No.	A	B	D	E	F	G	H	I	J	N.W.(KG)
THB-A38-40B	78	78	40	58	69.5	63	75	40	HSK40	2.8

## Radial Quick Change Tool Holder 徑向快換刀座

 Gear Ratio 1 : 1  
齒輪比

 R.P.M. Max. 4,000 RPM  
轉速最高



Unit : mm

Model No.	A	B	D	E	F	G	H	I	J	K	L	M	N	N.W.(KG)
THB-B38.65-40B	65	76	40	49	60.5	48.5	63	HSK40	40	15.5	63	75	101	4.7
THB-B38.85-40B	85	76	40	49	60.5	48.5	63	HSK40	40	15.5	63	75	101	4.9

※ Further option: 6000RPM 另有 6000RPM 可供選擇



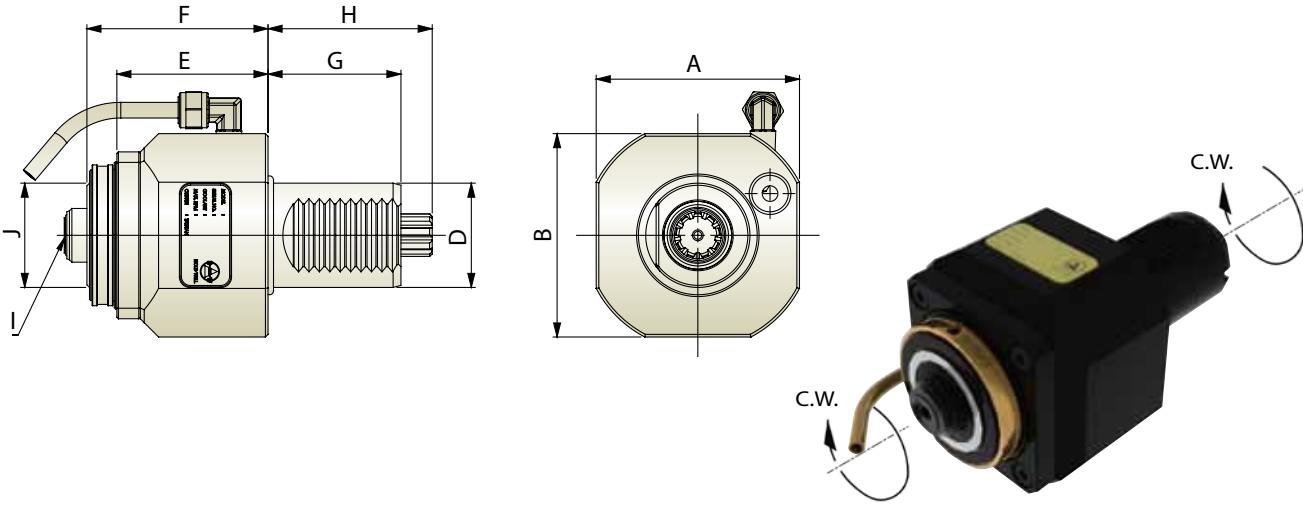
# Quick Change Tool Holder



## Axial Quick Change Tool Holder 軸向快換刀座

 R.P.M. Max. 6,000 RPM  
轉速最高

- Tool Holder is produced in accordance with DIN 69880.
- Driven Coupling is according to DIN 5482.
- ER Collet is according to HSK A / C.
- For left hand and right hand turret.
- 接合面依據DIN 69880
- 傳動軸為DIN 5482
- 輸出軸筒夾為HSK A / C
- 同時適用於左手型刀塔及右手型刀塔



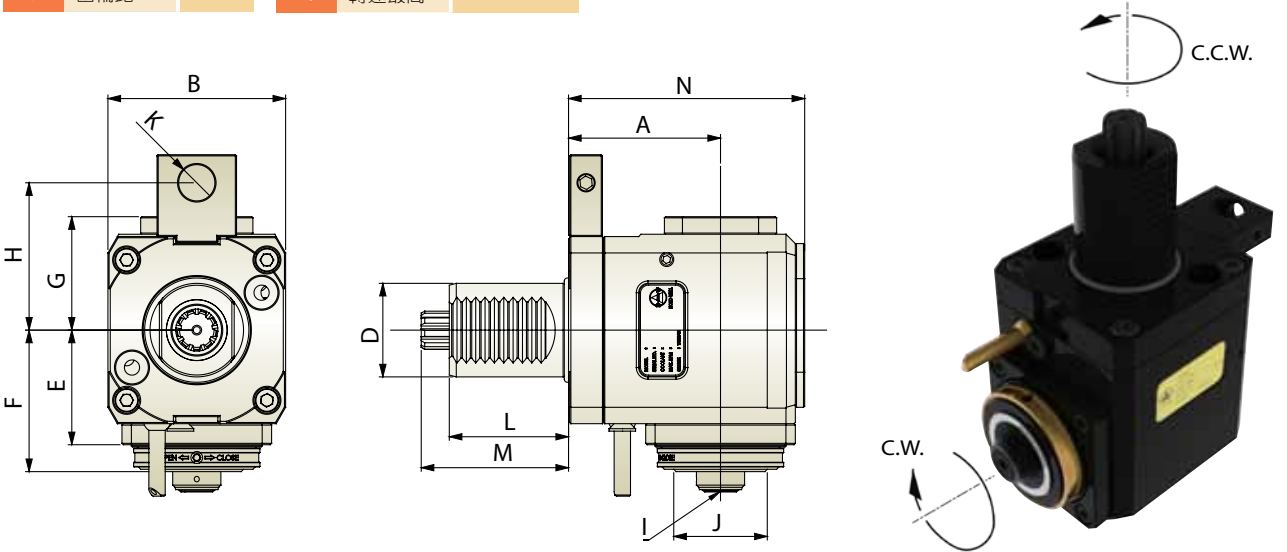
Unit : mm

Model No.	A	B	D	E	F	G	H	I	J	N.W.(KG)
THB-A38-40C	78	78	40	58	69.5	51	63	40	HSK40	2.7

## Radial Quick Change Tool Holder 徑向快換刀座

 Gear Ratio 1 : 1  
齒輪比

 R.P.M. Max. 4,000 RPM  
轉速最高



Unit : mm

Model No.	A	B	D	E	F	G	H	I	J	K	L	M	N	N.W.(KG)
THB-B38.65-40C	65	76	40	49	60.5	48.5	63	HSK40	40	15.5	51	63	101	4.7

※ Further option: 6000RPM 另有 6000RPM 可供選擇

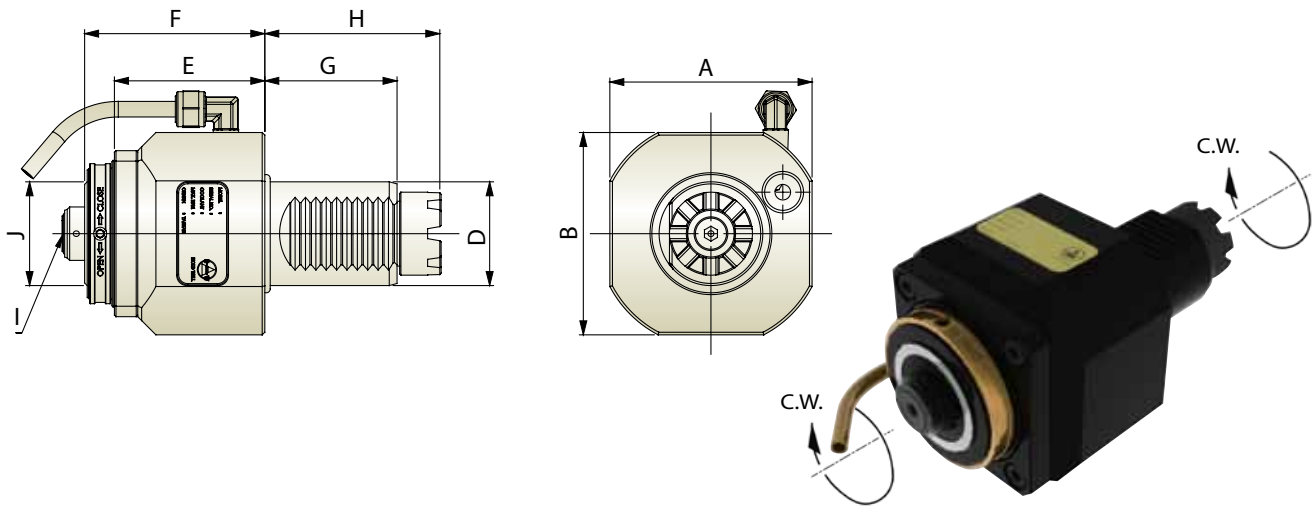
DIN 5482



## Axial Quick Change Tool Holder 軸向快換刀座

R.P.M. Max. 6,000 RPM  
轉速最高

- Tool Holder is produced in accordance with DIN 69880
- Driven Coupling is according to SPUR MT TOEM
- ER Collet is according to HSK A / C.
- For left hand and right hand turret.
- 接合面依據DIN 69880
- 傳動軸為SPUR MT TOEM
- 輸出軸筒夾為HSK A/ C
- 同時適用於左手型刀塔及右手型刀塔



Unit : mm

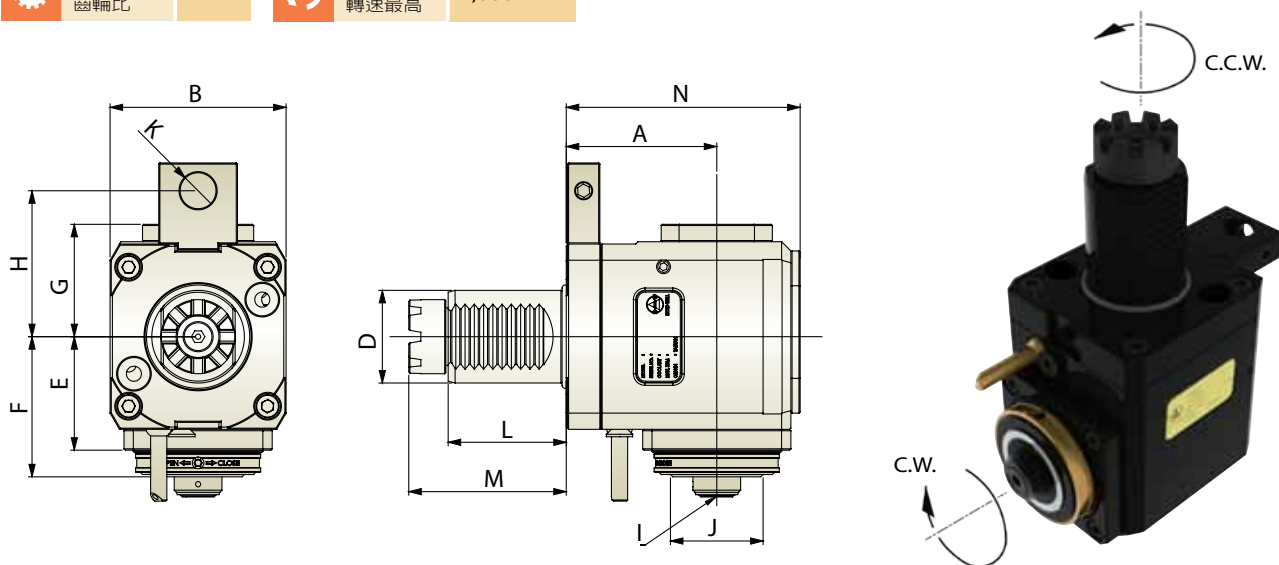
Model No.	A	B	D	E	F	G	H	I	J	N.W.(KG)
THB-A38-40D	78	78	40	58	69.5	51	67.5	40	HSK40	2.7

SPUR MT TOEM

## Radial Quick Change Tool Holder 徑向快換刀座

Gear Ratio 1:1  
齒輪比

R.P.M. Max. 4,000 RPM  
轉速最高



Unit : mm


Model No.	A	B	D	E	F	G	H	I	J	K	L	M	N	N.W.(KG)
THB-B38.65-40D	65	76	40	49	60.5	48.5	63	HSK40	40	15.5	51	67.5	101	4.7

※ Further option: 6000RPM 另有 6000RPM 可供選擇

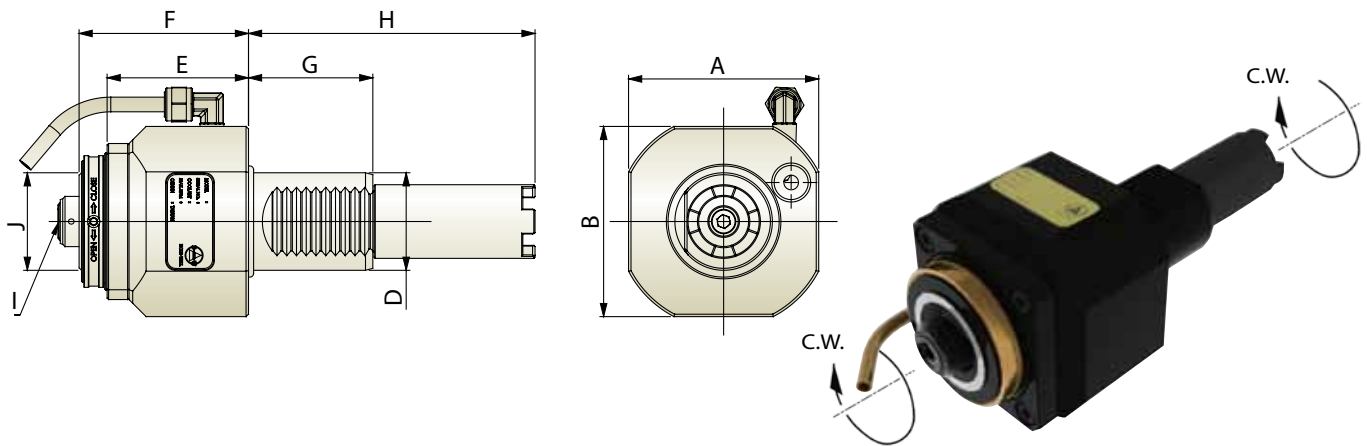
# Quick Change Tool Holder



## Axial Quick Change Tool Holder 軸向快換刀座

 R.P.M. Max. 轉速最高 6,000 RPM

- Tool Holder is produced in accordance with DIN 69880.
- Driven Coupling is according to HAAS.
- ER Collet is according to HSK A / C.
- For left hand and right hand turret.
- 接合面依據DIN 69880
- 傳動軸為HAAS
- 輸出軸筒夾為HSK A / C
- 同時適用於左手型刀塔及右手型刀塔




Unit : mm

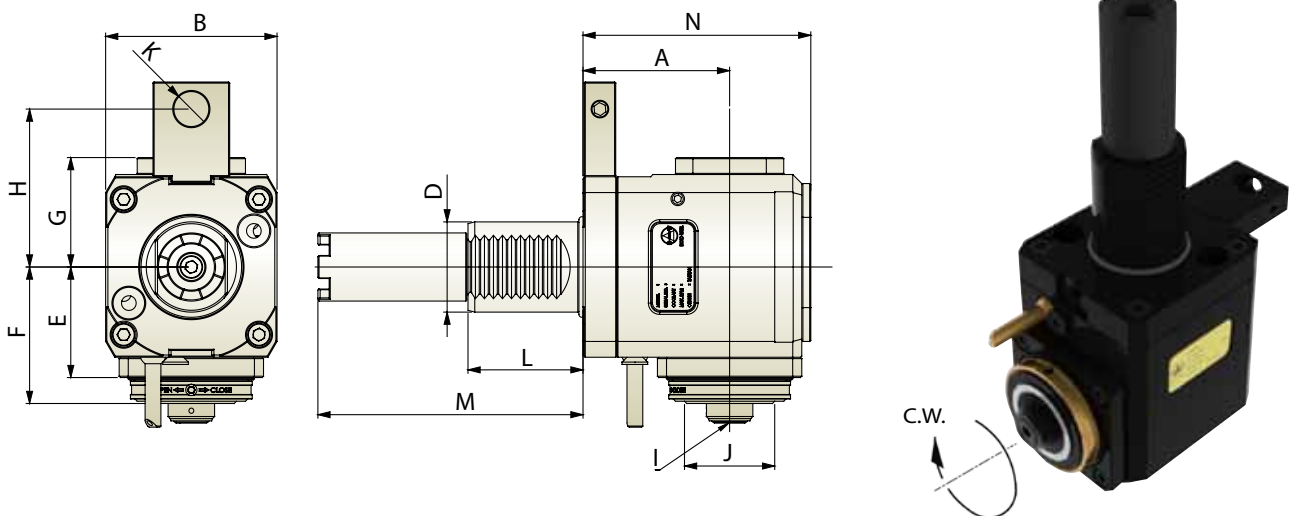
Model No.	A	B	D	E	F	G	H	I	J	N.W.(KG)
THB-A38-40E	78	78	40	58	69.5	51	104.85	40	HSK40	2.75
THB-A38-40F	78	78	40	58	69.5	51	117.55	40	HSK40	2.8

HAAS

## Radial Quick Change Tool Holder 徑向快換刀座

 Gear Ratio 齒輪比 1:1

 R.P.M. Max. 轉速最高 4,000 RPM




Unit : mm

Model No.	A	B	D	E	F	G	H	I	J	K	L	M	N	N.W.(KG)
THB-B38.65-40E	65	76	40	49	60.5	48.5	63	HSK40	40	15.5	51	104.85	101	4.75
THB-B38.65-40F	65	76	40	49	60.5	48.5	63	HSK40	40	15.5	51	117.55	101	4.8

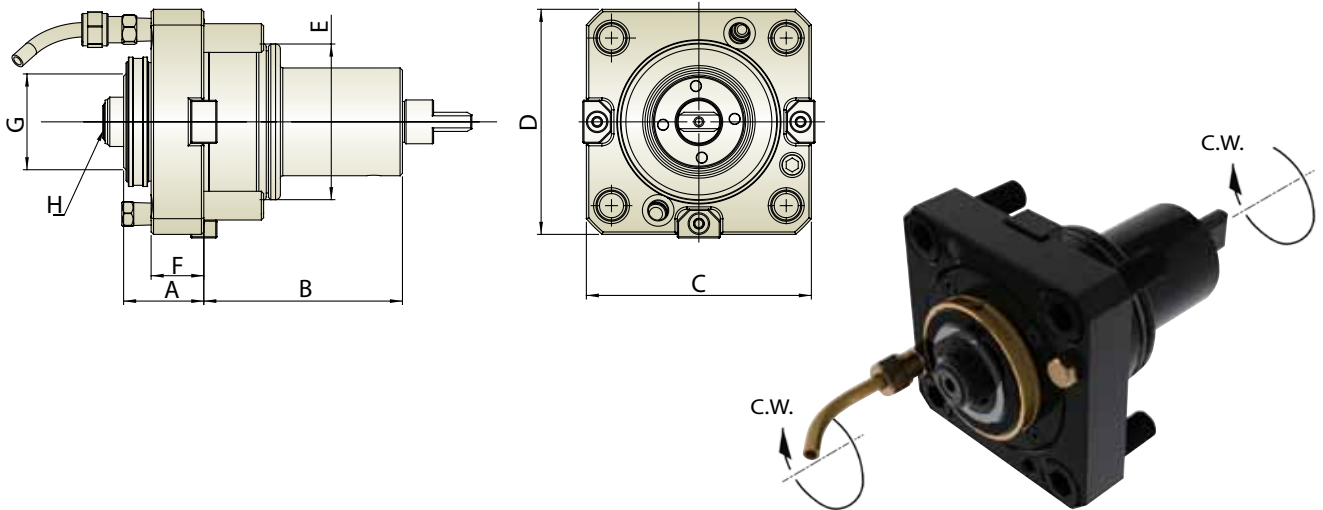
※ Further option: 6000RPM 另有 6000RPM 可供選擇



## Axial Quick Change Tool Holder 軸向快換刀座

 R.P.M. Max. 6,000 RPM  
轉速最高

- ER Collet is according to HSK A / C. • 輸出軸筒夾為HSK A / C




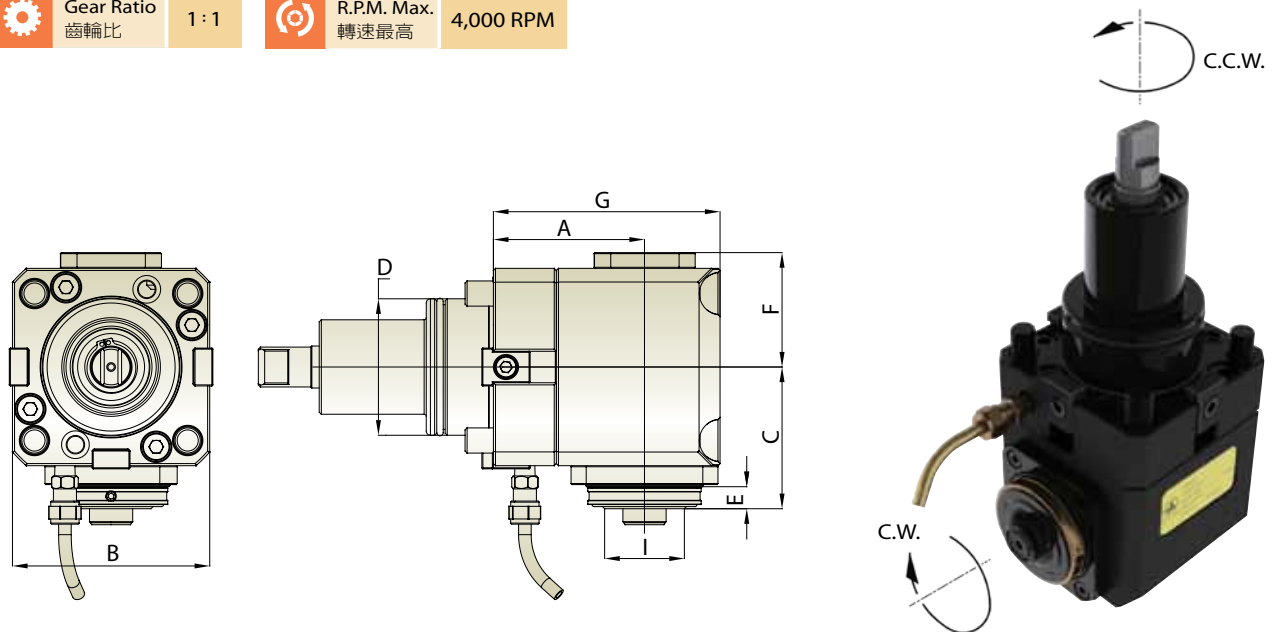
Unit : mm

Model No.	A	B	C	D	E	F	G	H	N.W.(KG)
THM-A38-65A	22	83	94	94	65	33.5	40	HSK40	2.9

## Radial Quick Change Tool Holder 徑向快換刀座

 Gear Ratio 1 : 1  
齒輪比

 R.P.M. Max. 4,000 RPM  
轉速最高



Unit : mm

Model No.	A	B	C	D	E	F	G	H	I	N.W.(KG)
THM-B38.72-65A	72	94	67.5	65	11.5	54.5	108	HSK40	40	8.3

\* Further option: 6000RPM 另有 6000RPM 可供選擇

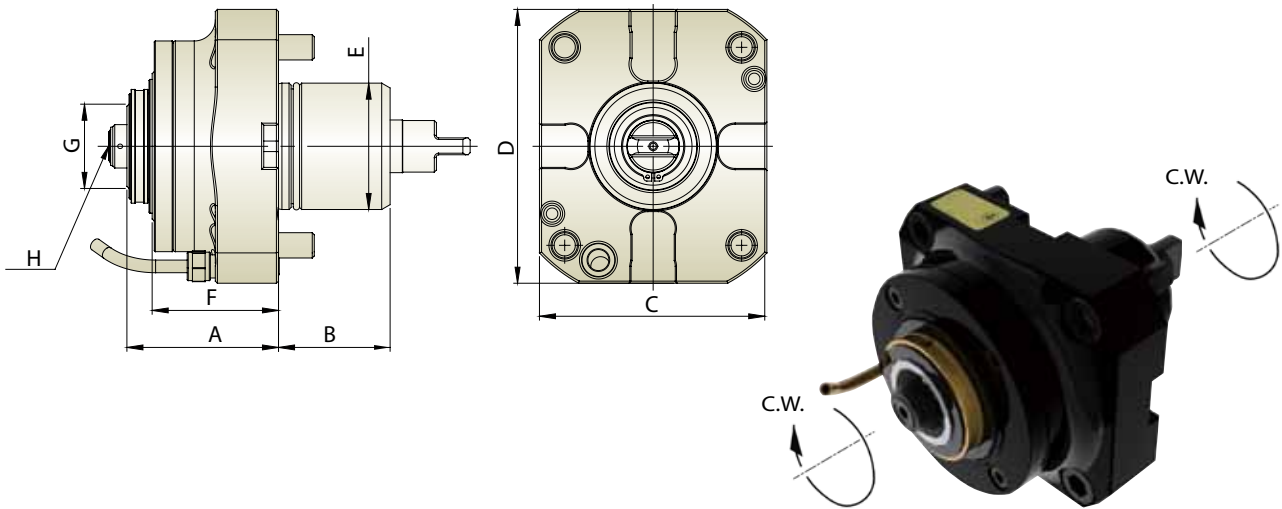
# Quick Change Tool Holder



## Axial Quick Change Tool Holder 軸向快換刀座

R.P.M. Max. 6,000 RPM  
轉速最高

- ER Collet is according to HSK A / C. • 輸出軸筒夾為HSK A / C



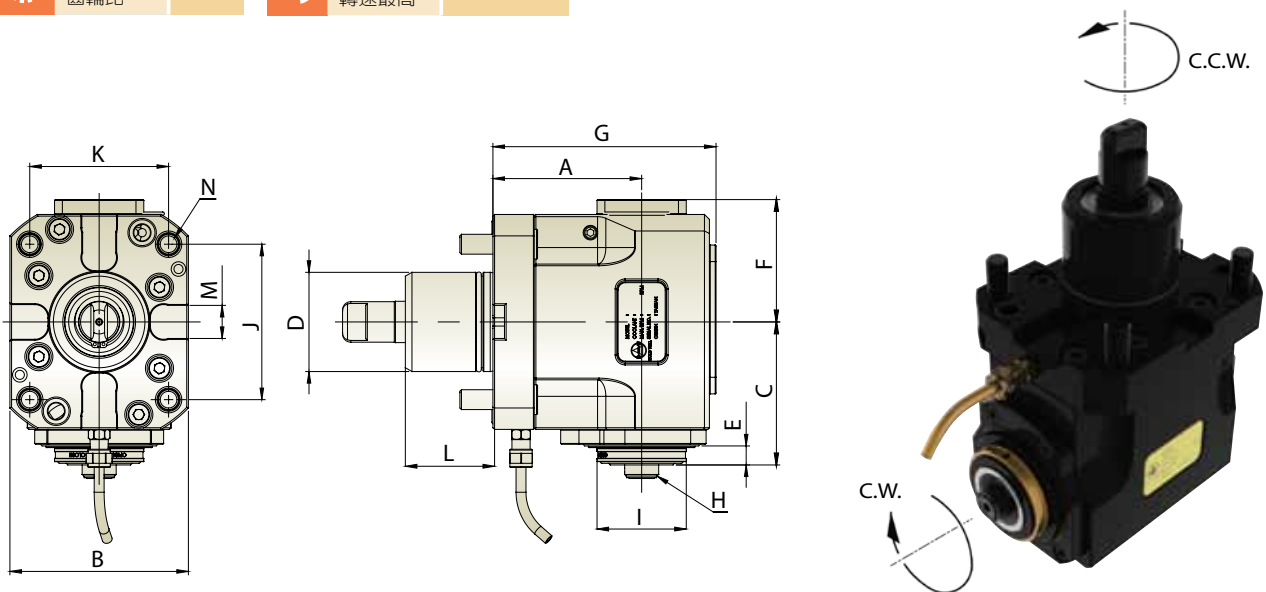
Unit : mm

Model No.	A	B	C	D	E	F	G	H	N.W.(KG)
THM-A38-60G	72	53	108	108	60	60	40	HSK40	5.8

## Radial Quick Change Tool Holder 徑向快換刀座

Gear Ratio 1:1  
齒輪比

R.P.M. Max. 4,000 RPM  
轉速最高



Unit : mm

Model No.	A	B	C	D	E	F	G	H	I	J	K	L	M	N	N.W.(KG)
THM-B38.90-60G	90	108	89.5	60	14.5	74	135	HSK40	40	94	84	54	20	M12	11


※ Further option: 6000RPM 另有 6000RPM 可供選擇

MORI SEIKI

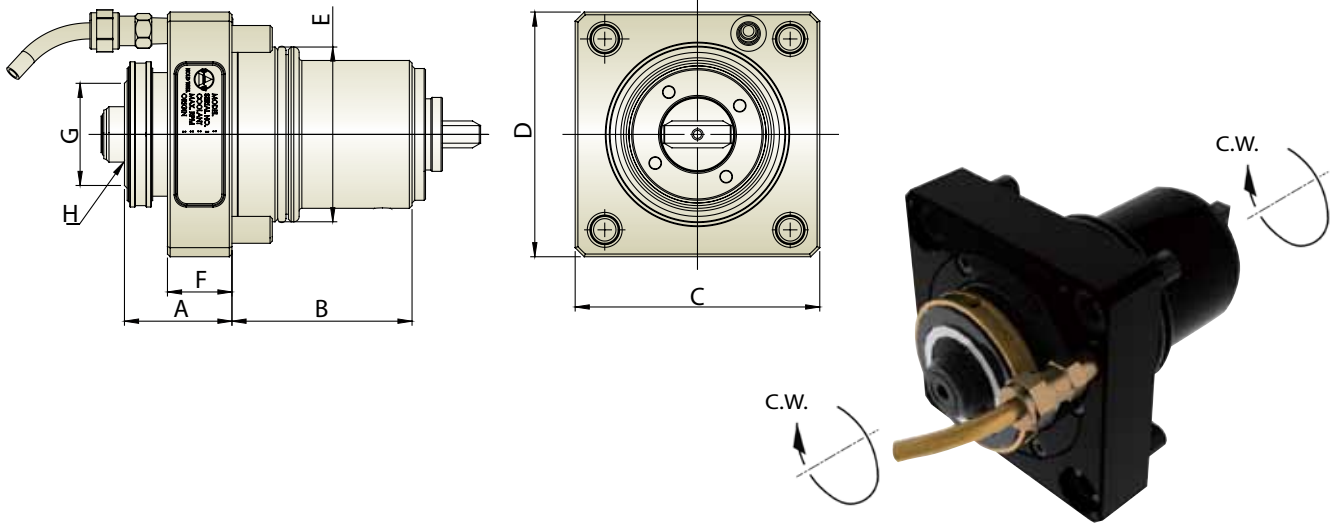
# Quick Change Tool Holder



## Axial Quick Change Tool Holder 軸向快換刀座

 R.P.M. Max. 6,000 RPM  
轉速最高

- ER Collet is according to HSK A / C. • 輸出軸筒夾為HSK A / C




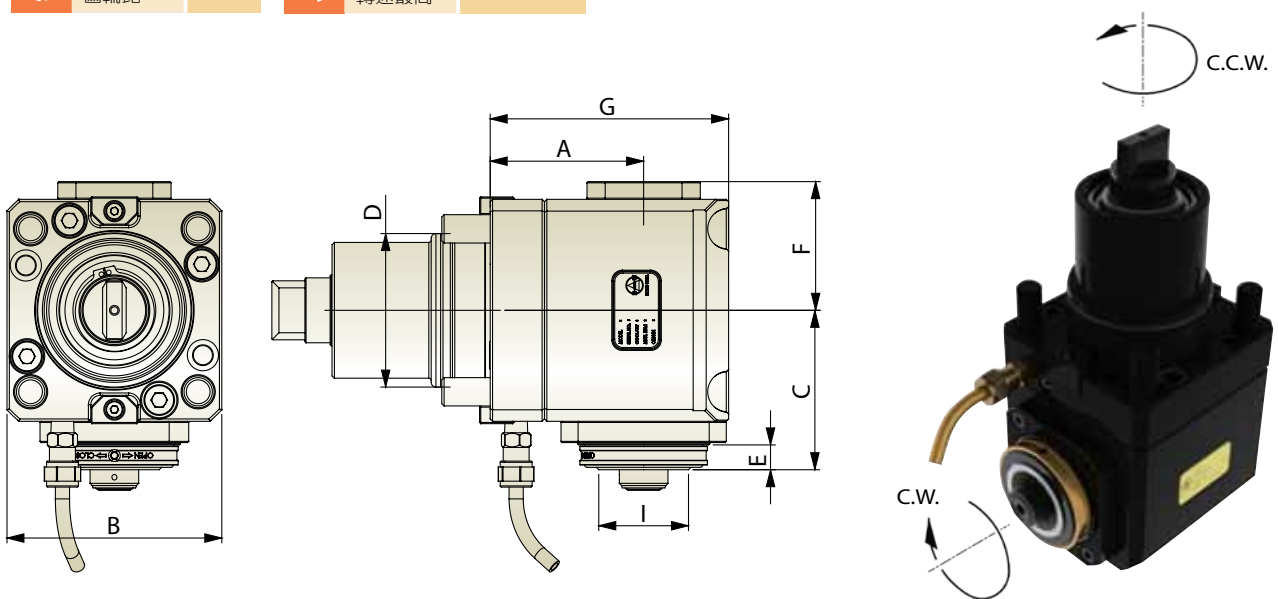
Unit : mm

Model No.	A	B	C	D	E	F	G	H	N.W.(KG)
THM-A38-65N	40	92.5	91	91	65	24	40	HSK40	2.8

## Radial Quick Change Tool Holder 徑向快換刀座

 Gear Ratio 1 : 1  
齒輪比

 R.P.M. Max. 4,000 RPM  
轉速最高



Unit : mm

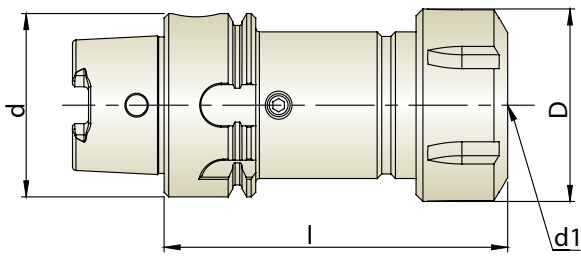
Model No.	A	B	C	D	E	F	G	H	I	N.W.(KG)
THM-B38.65-65N	65	91	67.5	65	11.5	54.5	101	HSK40	40	7.8

\* Further option: 6000RPM 另有 6000RPM 可供選擇



## • ER Collet Tool Holder ER • 筒夾刀桿

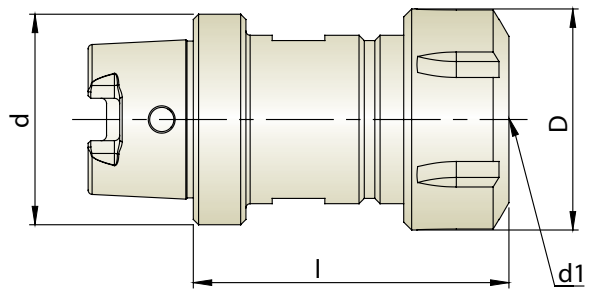
### HSK A Type



Unit : mm

Model No.	HSK d	d1	D	l
HSK40A-ER25	40	ER25	42	75
HSK40A-ER32	40	ER32	50	100

### HSK C Type

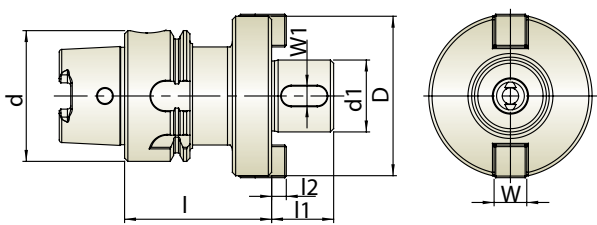


Unit : mm

Model No.	HSK d	d1	D	l
HSK40C-ER25	40	ER25	42	56-60

## • Face Mill Tool Holder • 面銑刀桿

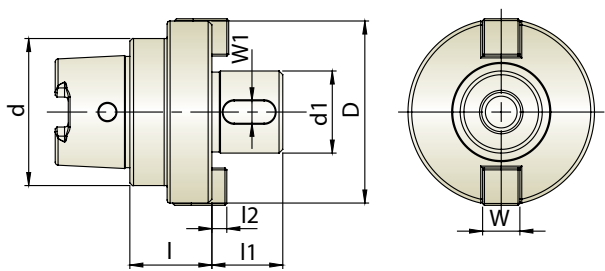
### HSK A Type



Unit : mm

Model No.	HSK d	d1	D	l	l1	l2	W
HSK40A-FMB16	40	16h7	40	50	17	3.8	8
HSK40A-FMB22	40	22h7	50	45	19	4.5	10
HSK40A-FMB27	40	27h7	60	60	21	5.8	12

### HSK C Type



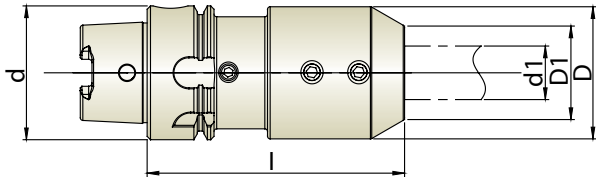
Unit : mm

Model No.	HSK d	d1	D	l	l1	l2	W
HSK40C-FMB22	40	22h7	50	22	19	4	10

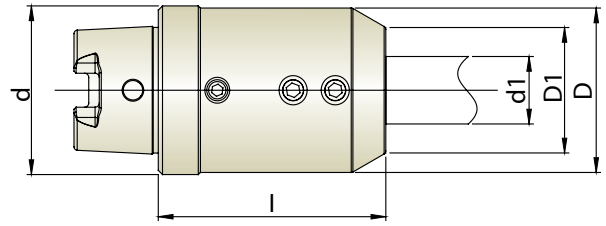


## • Side Lock Tool Holder • 側固刀桿

### HSK A Type



### HSK C Type



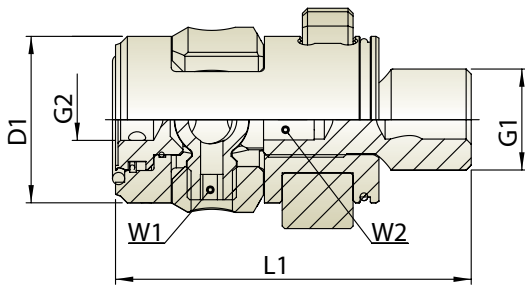
Unit : mm

Model No.	HSK d	d1	D	D1	L
HSK40A-SLN16	40	16	39.5	28	77

Unit : mm

Model No.	HSK d	d1	D	D1	L
HSK40C-SLN16	40	16	39	30	54

## • Clamping Set • 拉刀機構




Unit : mm

Model No.	D1	L1	G1	G2	W1	W2	N.W.(KG)
HSK-32C	16.7	40	M10	M5	2.5	4	0.050
HSK-40C	20.6	49	M12	M6	3.0	5	0.080
HSK-63C	33.0	72	M20	M10	5.0	8	0.310





HOLD WELL





豪力輝工業股份有限公司  
HOLD WELL INDUSTRIAL CO., LTD.

台中市大雅區雅環路2段120巷10弄31號  
31, Aly. 10, Ln. 120, Sec. 2, Yahuan Rd., DaYa Dist.,  
Taichung City 42869, Taiwan (R.O.C.)

[www.holdwell.com](http://www.holdwell.com)

[sales@mail.holdwell.com](mailto:sales@mail.holdwell.com)